

ON THE ACCURACY OF FINITE ELEMENT APPROXIMATIONS TO A CLASS OF INTERFACE PROBLEMS

JOHNNY GUZMÁN¹, MANUEL SÁNCHEZ-URIBE² AND MARCUS SARKIS³

ABSTRACT.

We define piecewise linear finite element methods for a class of interface problems in two dimensions. Corrections terms are added to the right-hand side of the natural method to render it second-order accurate. We prove that the method is second-order accurate on general quasi-uniform meshes at the nodal points. Finally, we show that the natural method, although non-optimal near the interface, is optimal for points $\mathcal{O}(\sqrt{h \log(\frac{1}{h})})$ away from the interface.

Keywords: Interface problems, finite elements, pointwise estimates

1. INTRODUCTION

In this paper we consider finite element approximations to the following problem. Let $\Omega \subset \mathbb{R}^2$ be a polygonal domain with an immersed smooth, closed interface Γ such that $\overline{\Omega} = \overline{\Omega^-} \cup \overline{\Omega^+}$ and Γ encloses Ω^- . Consider the problem

$$(1.1a) \quad -\Delta u = f \quad \text{in } \Omega$$

$$(1.1b) \quad u = 0 \quad \text{on } \partial\Omega$$

$$(1.1c) \quad [u] = \alpha \quad \text{on } \Gamma$$

$$(1.1d) \quad [\nabla u \cdot \mathbf{n}] = \beta \quad \text{on } \Gamma.$$

The jump is defined as

$$[\nabla u \cdot \mathbf{n}] = \nabla u^- \cdot \mathbf{n}^- + \nabla u^+ \cdot \mathbf{n}^+$$

where $u^\pm = u|_{\Omega^\pm}$ and \mathbf{n}^\pm is the unit outward pointing normal to Ω^\pm (see figure 1). Also, we denote $[u] = u^+ - u^-$.

Many numerical methods have been developed for problem (1.1). Perhaps the most notable ones are the finite difference method of Peskin [18] (i.e., *immersed boundary method*) and the method of LeVeque and Li [11] (i.e., the *immersed interface method*; see also the method of Mayo [14, 15, 16]). The method of LeVeque and Li [11] was developed for the more general problem with discontinuous diffusion coefficients, while the method of Peskin [18] was developed for fluid flow problems with an immersed boundary. Although the method of Peskin [18] is formulated with a force function F that incorporates the elastic force of the immersed boundary Γ , it was shown in [19] that it can be re-formulated as an interface problem (with $\alpha = 0$) where β encodes the elastic force.

Since the two important papers [18, 11] there have been many articles extending or improving these methods. In particular, finite element versions of these methods have appeared; see for example [3, 9, 6, 2]. For the above problem ($\alpha = 0$), it is well known that the method of Peskin [18] is only first-order accurate whereas the method of LeVeque and Li [11] is second-order

Mathematics Subject Classification: 65N30, 65N15.

accurate. In fact, Beale and Layton [1] give a rigorous analysis of the LeVeque and Li [11] method and the method of Mayo [14] on rectangular grids.

One of the attractive features of the methods [18, 11, 3, 9, 6, 14, 15] is that the stiffness matrix for the problem (1.1) is the same as the standard piecewise linear stiffness matrix. Instead, only the load vector needs to be modified which is important for time dependent problems where the interface is moving.

We provide a pointwise error analysis of finite element methods approximating (1.1). We give sufficient conditions on the finite element method that guarantee optimal estimates for the gradient error. We prove the error estimates for general quasi-uniform meshes and assuming Ω is convex. We assume that Ω is convex to avoid unnecessary boundary complications and to single out the interface analysis issues. Our error analysis rely on standard estimates for approximate Green's functions and their finite element approximations; see [22, 20].

The main idea in the analysis will be to compare $u_h - I_h u$ where $I_h u$ is an interpolant of u and u_h is the finite element approximation. More specifically, the numerical method that we analyze satisfy

$$\int_{\Omega} \nabla(I_h - u_h) \cdot \nabla v dx = F_u(\nabla v) \quad \forall v \in V_h,$$

where V_h is the space of piecewise linear functions vanishing on $\partial\Omega$. Of course, different methods lead to different F_u . Roughly speaking, we will prove that $u_h - I_h u$ will be optimally convergent if $F_u(\nabla v) \leq C h \|\nabla v\|_{L^1(\Omega)}$ for all $v \in V_h$.

Guided by the analysis we develop a simple finite element method that satisfies these conditions. We call the method the edge-based correction finite element interface (EBC-FEI) method. We then show that the EBC-FEI method is very similar to the method of He, Lin and Lin [9], and this allows us to also analyze their method.

Moreover, we give an error analysis of the method considered by Boffi and Gastaldi [3]. This finite element method is in some sense the *natural* method for (1.1) and it can be thought of as the finite element version of the method by Peskin [18] for problem (1.1). Although this method is first-order accurate near the interface Γ , we show how far one has to be from the interface in order to recover optimal estimates for the gradient of the error. More specifically, we show that optimal estimates hold for points that are $O(\sqrt{\log(\frac{1}{h})}h)$ away from the interface Γ . Mori [17] proves that the immersed boundary method of Peskin is optimal if one is sufficiently away from the interface, but does not quantify how far away one has to be.

The rest of the paper is organized as follows. In the next section we present our simple finite element method and give a derivation. In Section 3, we give an abstract error analysis which includes the analysis of our method. In Section 4, we present other methods in the literature. In particular, we show that the our method is very similar to the method of He et al. [9] and hence can easily analyze their method. Also, in Section 4, we analyze the method of Boffi and Gastaldi [3].

2. THE EBC-FEI METHOD

In this section we present a simple finite element method for problem (1.1) that is second-order accurate. To do so, we assume that the data f , β and α are smooth. Furthermore, we assume that $u^\pm \in C^2(\bar{\Omega}^\pm)$.

We next develop notation. Let \mathcal{T}_h , $0 < h < 1$ be a sequence of triangulations of Ω , $\bar{\Omega} = \cup_{T \in \mathcal{T}_h} \bar{T}$, with the elements T mutually disjoint. Let h_T denote the diameter of the element T and $h = \max_T h_T$. Let V_h be the space of piecewise linear functions, i.e.,

$$V_h = \{v \in H_0^1(\Omega) : v|_T \in \mathbb{P}^1(T) \quad \forall T \in \mathcal{T}_h\}.$$

We assume the mesh is shape regular; see [4]. For our pointwise estimates, we will assume the mesh is also quasi-uniform; [4].

Let \mathcal{E}_h denote the set of all the edges of \mathcal{T}_h where as \mathcal{E}_h^i denotes the interior edges. Suppose that $e \in \mathcal{E}_h^i$ with $\bar{e} = \bar{T}_1 \cap \bar{T}_2$ and $T_1, T_2 \in \mathcal{T}_h$ then we define

$$[\nabla v \cdot \mathbf{n}]|_e = \nabla v|_{T_1} \cdot \mathbf{n}_1 + \nabla v|_{T_2} \cdot \mathbf{n}_2,$$

where \mathbf{n}_i is the unit normal pointing out of T_i for $i = 1, 2$.

We assume here that the interface Γ intersects the boundary of each triangle $T \in \mathcal{T}_h$ at most at two points unless it coincides completely with an edge of T . If Γ intersects the boundary of a triangle T in exactly two points, then these two points must be on different edges of T .

We define the set of edges that intersect and do not intersect the immersed interface Γ as follows

$$\begin{aligned} \mathcal{E}_h^{\Gamma,a} &= \{e \in \mathcal{E}_h : \bar{e} \cap \Gamma \neq \emptyset\}, \\ \mathcal{E}_h^{\Gamma,\perp} &= \mathcal{E}_h^i \setminus \mathcal{E}_h^{\Gamma,a}. \end{aligned}$$

We further separate the edges $\mathcal{E}_h^{\Gamma,a}$ depending if the intersection of the edge and Γ is the entire edge, an endpoint of the edge or an interior point of the edge (not an endpoint):

$$\begin{aligned} \mathcal{E}_h^{\Gamma,0} &= \{e \in \mathcal{E}_h^{\Gamma,a} : e \subset \Gamma\}, \\ \mathcal{E}_h^{\Gamma} &= \{e \in \mathcal{E}_h^{\Gamma,a} : e \cap \Gamma \neq \emptyset\}, \\ \mathcal{E}_h^{\Gamma,\pm} &= \{e \in \mathcal{E}_h^{\Gamma,a} : e \subset \Omega^\pm\}, \end{aligned}$$

so that $\mathcal{E}_h^{\Gamma,a} = \mathcal{E}_h^{\Gamma} \cup \mathcal{E}_h^{\Gamma,+} \cup \mathcal{E}_h^{\Gamma,-} \cup \mathcal{E}_h^{\Gamma,0}$.

Now, for every $e \in \mathcal{E}_h^{\Gamma}$ we define (see figure 1):

- $y_e^\pm \in \Omega^\pm$: the nodes of the edge e .
- x_e : the intersection of e and Γ .
- e^\pm : defined by $e^\pm = \overline{x_e y_e^\pm}$.
- \mathbf{t}_{e^\pm} : is the tangential unit vector for the edge e pointing out of Ω^\pm .
- \mathbf{n}_{e^\pm} : is the normal unit vector for the edge e , defined as a clockwise rotation of the tangential vector \mathbf{t}_{e^\pm} .
- h_{e^\pm} : define the length of e^\pm .
- a_{e^\pm} : defined as $a_{e^\pm} = \mathbf{n}^\pm \cdot \mathbf{t}_{e^\pm}$.
- b_{e^\pm} : defined as $b_{e^\pm} = \mathbf{t}^\pm \cdot \mathbf{t}_{e^\pm}$.

Note that $a_e^- = a_e^+$ ($b_e^- = b_e^+$) and so we denote them by a_e (b_e). For $e \in \mathcal{E}_h^{\Gamma,+}$ we let x_e to be the endpoint of e that is contained in Γ .

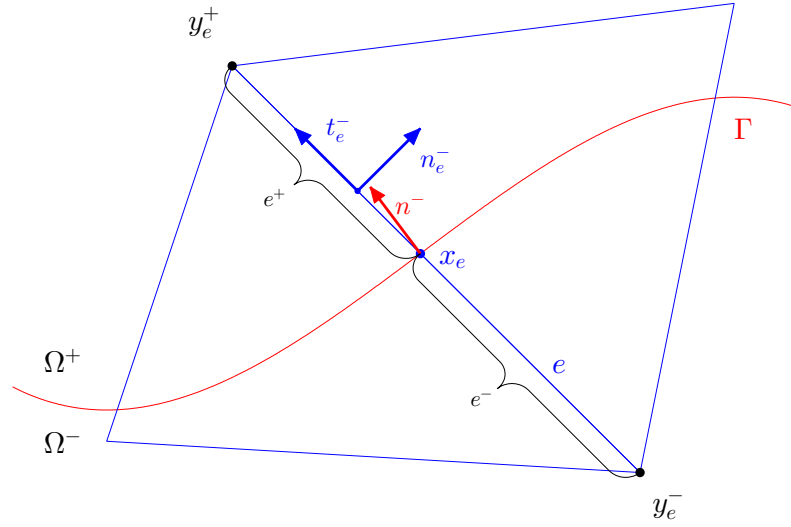


Figure 1: Illustration of the definitions of x_e , \mathbf{t}_e^- , \mathbf{n}_{e^-} , e^\pm , \mathbf{n}^- .

The EBC-FEI method reads as; find $u_h \in V_h$ such that

$$(2.1) \quad \int_{\Omega} \nabla u_h \cdot \nabla v \, dx = E_h(v) \quad \forall v \in V_h,$$

where E_h is given by

$$(2.2) \quad \begin{aligned} E_h(v) = & \int_{\Omega} f v \, dx + \int_{\Gamma} (\beta v - \alpha \nabla v^+ \cdot \mathbf{n}^+) \, ds \\ & - \sum_{e \in \mathcal{E}_h^\Gamma} \frac{h_{e^-} - h_{e^+}}{2} \left(a_e \beta(x_e) + b_e \frac{d}{ds} \alpha(x_e) + \frac{1}{2} (h_{e^+} - h_{e^-}) \alpha(x_e) \right) [\nabla v \cdot \mathbf{n}]|_e \\ & - \frac{1}{2} \sum_{e \in \mathcal{E}_h^{\Gamma,+}} h_e \alpha(x_e) [\nabla v \cdot \mathbf{n}]|_e. \end{aligned}$$

If we let $X : [0, A) \rightarrow \Gamma$ denote the arc-length parametrization of Γ then we denote $\frac{d}{ds} \alpha(x) = \frac{d}{ds} \alpha(X(s))$ for $x = X(s)$. Here A is the arc-length of Γ .

It is important to note the natural finite element method to consider for (1.1) will satisfy (2.1) with

$$(2.3) \quad E_h(v) = \int_{\Omega} f v \, dx + \int_{\Gamma} (\beta v - \alpha \nabla v^+ \cdot \mathbf{n}^+) \, ds.$$

This turns out to be the method of Boffi and Gastaldi [3] for (1.1) (in the case $\alpha = 0$). It is well-known that this method is only first-order accurate and hence the terms we add in (2.2) are correction terms that make the method second-order accurate at the nodes. This of course, in the spirit of the correction LeVeque and Li [11] gives for their immersed interface finite difference method.

2.1. Derivation of the EBC-FEI method. As mentioned in the introduction, the derivation of our method is guided by trying to see the weak formulation that the interpolant of u satisfies (mod a higher order term). In order to do so, let us be precise about the interpolant.

Definition 2.1. Given $u^\pm \in C^2(\overline{\Omega^\pm})$ define $I_h u \in V_h$ such that $I_h u(x) = u^-(x)$ for all vertices x of \mathcal{T}_h with $x \in \overline{\Omega^-}$ and $I_h u(x) = u^+(x)$ for all vertices $x \in \Omega^+$.

Note that if u is continuous (i.e. $\alpha = 0$) $I_h u$ is simply the Lagrange interpolant of u however if $\alpha \neq 0$ then $I_h u$ interpolates values of u on vertices not intersecting Γ and for vertices lying on Γ it takes the values of u coming from Ω^- (this is without loss of generality).

The next lemmas show the weak form $I_h u$ solves.

LEMMA 1. *It holds,*

$$\begin{aligned} \int_{\Omega} \nabla(I_h u) \cdot \nabla v dx &= \int_{\Omega} f v dx + \int_{\Gamma} (\beta v - \alpha \nabla v^+ \cdot \mathbf{n}^+) ds \\ &+ \sum_{e \in \mathcal{E}_h^{\Gamma} \cup \mathcal{E}_h^{\Gamma,+}} \int_e (I_h u - u) [\nabla v \cdot \mathbf{n}] ds \\ &+ \sum_{e \in \mathcal{E}_h^{\Gamma,0}} \int_e (I_h u - u^-) [\nabla v \cdot \mathbf{n}] ds \\ &+ \sum_{e \in \mathcal{E}_h^{\Gamma,\perp} \cup \mathcal{E}_h^{\Gamma,-}} \int_e (I_h u - u) [\nabla v \cdot \mathbf{n}] ds. \end{aligned}$$

The last term is of high-order since u is smooth on edges $e \in \mathcal{E}_h^{\Gamma,\perp} \cup \mathcal{E}_h^{\Gamma,-}$ and $I_h u$ interpolates the values of u on those edges; see definition of I_h . For edges in $e \in \mathcal{E}_h^{\Gamma,0}$, $I_h u - u^-$ is of high-order from the definition of I_h . We next write the third term on the right by something that is computable plus a higher-order term.

LEMMA 2. *It holds,*

$$\begin{aligned} &\sum_{e \in \mathcal{E}_h^{\Gamma}} \int_e (I_h u - u) [\nabla v \cdot \mathbf{n}] ds \\ &= - \sum_{e \in \mathcal{E}_h^{\Gamma}} \left(\frac{h_e^- - h_e^+}{2} (a_e \beta(x_e) + b_e \frac{d}{ds} \alpha(x_e)) + \frac{1}{2} (h_{e^+} - h_{e^-}) \alpha(x_e) \right) [\nabla v \cdot \mathbf{n}]|_e \\ &+ \sum_{e \in \mathcal{E}_h^{\Gamma}} \frac{h_e^- - h_e^+}{2} (\nabla(u^+ - \tilde{u}_e^+)(x_e) \cdot \mathbf{t}_{e^+} + \nabla(u^- - \tilde{u}_e^-)(x_e) \cdot \mathbf{t}_{e^-}) [\nabla v \cdot \mathbf{n}]|_e, \end{aligned}$$

and

$$\sum_{e \in \mathcal{E}_h^{\Gamma,+}} \int_e (I_h u - u) [\nabla v \cdot \mathbf{n}] ds = -\frac{1}{2} \sum_{e \in \mathcal{E}_h^{\Gamma,+}} h_e \alpha(x_e) [\nabla v \cdot \mathbf{n}]|_e + \sum_{e \in \mathcal{E}_h^{\Gamma,+}} \int_e (u - \tilde{u}_e) [\nabla v \cdot \mathbf{n}] ds,$$

where for each $e \in \mathcal{E}_h^{\Gamma}$ we define \tilde{u}_e so that it is linear on e^+ and on e^- and such that $\tilde{u}_e(y_e^\pm) = u(y_e^\pm)$ and such that $\tilde{u}_e^\pm(x_e) = u^\pm(x_e)$. For $e \in \mathcal{E}_h^{\Gamma,+}$ we define \tilde{u}_e to be the unique linear function that agrees with u^+ on the endpoints of e .

We now turn to the proof of these lemmas.

Proof. (Lemma 1)

Let $v \in V_h$, then we have

$$\begin{aligned} \int_{\Omega} \nabla(I_h u) \cdot \nabla v \, dx &= \int_{\Omega^-} \nabla(I_h u) \cdot \nabla v \, dx + \int_{\Omega^+} \nabla(I_h u) \cdot \nabla v \, dx \\ &= \int_{\Omega^-} \nabla(I_h u - u) \cdot \nabla v \, dx + \int_{\Omega^+} \nabla(I_h u - u) \cdot \nabla v \, dx \\ &\quad + \int_{\Omega^-} \nabla u \cdot \nabla v \, dx + \int_{\Omega^+} \nabla u \cdot \nabla v \, dx. \end{aligned}$$

Integration by parts gives

$$\begin{aligned} \int_{\Omega^-} \nabla u \cdot \nabla v \, dx + \int_{\Omega^+} \nabla u \cdot \nabla v \, dx &= \int_{\Omega} f v \, dx + \int_{\Gamma} (\nabla u^- \cdot \mathbf{n}^- + \nabla u^+ \cdot \mathbf{n}^+) v \, ds \\ &= \int_{\Omega} f v \, dx + \int_{\Gamma} \beta v \, ds. \end{aligned}$$

Hence, we have

$$\int_{\Omega} \nabla(I_h u) \cdot \nabla v \, dx = \int_{\Omega} f v \, dx + \int_{\Gamma} \beta v \, ds + \int_{\Omega^-} \nabla(I_h u - u) \cdot \nabla v \, dx + \int_{\Omega^+} \nabla(I_h u - u) \cdot \nabla v \, dx.$$

For every $T \in \mathcal{T}_h$ we define $T^{\pm} = T \cap \partial\Omega^{\pm}$. Using integration by parts on each triangle and using that $\Delta v = 0$ on each triangle one has:

$$\begin{aligned} &\int_{\Omega^-} \nabla(I_h u - u) \cdot \nabla v \, dx + \int_{\Omega^+} \nabla(I_h u - u) \cdot \nabla v \, dx \\ &= \sum_{T \in \mathcal{T}_h} \left(\int_{T^-} \nabla(I_h u - u) \cdot \nabla v \, dx + \int_{T^+} \nabla(I_h u - u) \cdot \nabla v \, dx \right) \\ &= \sum_{T \in \mathcal{T}_h} \left(\int_{\partial T^-} (I_h u - u) \nabla v \cdot \mathbf{n} \, dx + \int_{\partial T^+} (I_h u - u) \nabla v \cdot \mathbf{n} \, dx \right) \\ &= \sum_{e \in \mathcal{E}_h^i \setminus \mathcal{E}_h^{\Gamma,0}} \int_e (I_h u - u) [\nabla v \cdot \mathbf{n}] \, ds \\ &\quad + \int_{\Gamma} (I_h u) [\nabla v \cdot \mathbf{n}] \, ds - \int_{\Gamma} u^- \nabla v^- \cdot \mathbf{n}^- \, ds - \int_{\Gamma} u^+ \nabla v^+ \cdot \mathbf{n}^+ \, ds. \end{aligned}$$

Hence, we have

$$\begin{aligned} \int_{\Omega} \nabla(I_h u) \cdot \nabla v \, dx &= \int_{\Omega} f v \, dx + \int_{\Gamma} \beta v \, ds - \int_{\Gamma} \alpha \nabla v^+ \cdot \mathbf{n}^+ \, ds \\ &\quad + \int_{\Gamma} (I_h u - u^-) [\nabla v \cdot \mathbf{n}] \, ds \\ &\quad + \sum_{e \in \mathcal{E}_h^i \setminus \mathcal{E}_h^{\Gamma,0}} \int_e (I_h u - u) [\nabla v \cdot \mathbf{n}] \, ds. \end{aligned}$$

The result now follows after re-arranging terms and using that

$$\int_{\Gamma} (I_h u - u^-) [\nabla v \cdot \mathbf{n}] \, ds = \sum_{e \in \mathcal{E}_h^{\Gamma,0}} \int_e (I_h u - u^-) [\nabla v \cdot \mathbf{n}] \, ds.$$

□

Proof. (Lemma 2)

Here we only prove the first identity. The second identity is in fact easier to prove.

$$\int_e (I_h u - u) [\nabla v \cdot \mathbf{n}] ds = [\nabla v \cdot \mathbf{n}]|_e \int_e w_e ds + [\nabla v \cdot \mathbf{n}]|_e \int_e (\tilde{u}_e - u) ds$$

where we set $w_e = I_h u - \tilde{u}_e$. Note that $w_e(y_e^\pm) = 0$. Since w_e is piecewise linear we can easily show that

$$\begin{aligned} \int_e w_e ds &= \frac{1}{2}(h_{e^-} w_e^-(x_e) + h_{e^+} w_e^+(x_e)) \\ &= \frac{1}{2}(h_{e^-} w_e^+(x_e) + h_{e^+} w_e^-(x_e)) \\ &\quad + \frac{1}{2}(h_{e^-} (w_e^-(x_e) - w_e^+(x_e)) + h_{e^+} ((w_e^+(x_e) - w_e^-(x_e))) \\ &= \frac{1}{2}(h_{e^-} w_e^+(x_e) + h_{e^+} w_e^-(x_e)) \\ &\quad + \frac{1}{2}(h_{e^+} - h_{e^-}) [w_e(x_e)] \\ &= \frac{h_{e^-} - h_{e^+}}{2} (\nabla w_e^+ \cdot \mathbf{t}_{e^+} + \nabla w_e^- \cdot \mathbf{t}_{e^-}) \\ &\quad + \frac{1}{2}(h_{e^+} - h_{e^-}) [w_e(x_e)]. \end{aligned}$$

In the last step we used $w_e^\pm(x_e) = h_{e^\pm} \nabla w_e \cdot \mathbf{t}_{e^\pm}$ since $w_e(y_e^\pm) = 0$. Since $I_h u$ is continuous on e we have

$$\begin{aligned} \int_e w_e ds &= -\frac{h_{e^-} - h_{e^+}}{2} (\nabla \tilde{u}_e^+ \cdot \mathbf{t}_{e^+} + \nabla \tilde{u}_e^- \cdot \mathbf{t}_{e^-}) \\ &\quad - \frac{1}{2}(h_{e^+} - h_{e^-}) [\tilde{u}_e(x_e)] \\ &= -\frac{h_{e^-} - h_{e^+}}{2} (\nabla u^+(x_e) \cdot \mathbf{t}_{e^+} + \nabla u^-(x_e) \cdot \mathbf{t}_{e^-}) \\ &\quad - \frac{1}{2}(h_{e^+} - h_{e^-}) [u(x_e)] \\ &\quad + \frac{h_{e^-} - h_{e^+}}{2} (\nabla (u^+ - \tilde{u}_e^+)(x_e) \cdot \mathbf{t}_{e^+} + \nabla (u^- - \tilde{u}_e^-)(x_e) \cdot \mathbf{t}_{e^-}) \\ &= -\frac{h_{e^-} - h_{e^+}}{2} (a_e \beta(x_e) + b_e \frac{d}{ds} \alpha(x_e)) - \frac{1}{2}(h_{e^+} - h_{e^-}) \alpha(x_e) \\ &\quad + \frac{h_{e^-} - h_{e^+}}{2} (\nabla (u^+ - \tilde{u}_e^+) \cdot \mathbf{t}_{e^+} + \nabla (u^- - \tilde{u}_e^-) \cdot \mathbf{t}_{e^-}). \end{aligned}$$

□

Of course, we defined our method (2.1)-(2.2) precisely using Lemmas 1 and 2.

We have the following lemma:

LEMMA 3. Let $u_h \in V_h$ solve (2.1) with E_h given by (2.2), then it holds,

$$\int_\Omega \nabla (I_h u - u_h) \cdot \nabla v dx = F_u(\nabla v) \quad \text{for all } v \in V_h,$$

where

$$\begin{aligned}
F_u(\phi) &= \sum_{e \in \mathcal{E}_h^{\Gamma, \pm} \cup \mathcal{E}_h^{\Gamma, -}} \int_e (I_h u - u) [\phi \cdot \mathbf{n}] ds + \sum_{e \in \mathcal{E}_h^{\Gamma, +}} \int_e (u - \tilde{u}_e) [\phi \cdot \mathbf{n}] ds \\
&\quad + \sum_{e \in \mathcal{E}_h^{\Gamma}} [\phi \cdot \mathbf{n}]_e \frac{h_{e^-} - h_{e^+}}{2} (\nabla(u^+ - \tilde{u}_e^+)(x_e) \cdot \mathbf{t}_{e^+} + \nabla(u^- - \tilde{u}_e^-)(x_e) \cdot \mathbf{t}_{e^-}) \\
&\quad + \sum_{e \in \mathcal{E}_h^{\Gamma, 0}} \int_e (I_h u - u^-) [\phi \cdot \mathbf{n}] ds, \quad \text{for all } \phi \in \Phi_h.
\end{aligned}$$

Here Φ_h is the space of non-conforming Raviart-Thomas elements

$$\Phi_h = \{\phi \in [L^2(\Omega)]^2 : \phi|_T \in RT_0(T) \text{ for all } T \in \mathcal{T}_h\},$$

where $RT_0(T) = [\mathbb{P}_0(T)]^2 \oplus x\mathbb{P}_0(T)$. Moreover, it is not difficult to show (using the trace-inverse estimate)

$$|F_u(\phi)| \leq h C_F \|\phi\|_{L^1(\Omega)} \text{ for all } \phi \in \Phi_h$$

where

$$C_F \leq C(\|u\|_{C^2(\Omega^-)} + \|u\|_{C^2(\Omega^+)}),$$

where C depends only on α and β . Moreover, clearly we have

$$F_u(\phi) = 0 \quad \text{for all } \phi \in \Phi_h^D$$

where

$$\Phi_h^D = \Phi_h \cap H(\text{div}; \Omega)$$

is the conforming Raviart-Thomas space; see Raviart-Thomas [21].

These two last properties will be important to prove optimal estimates which we do in the next section.

3. ABSTRACT ERROR ANALYSIS

In this section we give an abstract error analysis of finite element method. Estimates for the method we have defined in the previous section follow from these abstract estimates.

The finite element methods we consider in this paper read as follows: find $u_h \in V_h$ such

$$\int_{\Omega} \nabla u_h \cdot \nabla v dx = E_h(v) \quad \forall v \in V_h,$$

where E_h is a linear functional.

Now we can state a positive result. The proof turns out to be a simple consequence of approximate Green's functions estimates derived by Rannacher and Scott [20].

Theorem 1. *Suppose that Ω is a convex polygon and suppose the family of meshes $\{\mathcal{T}_h\}_{h>0}$ are shape regular and quasi-uniform. Suppose that $u^{\pm} \in C^2(\overline{\Omega^{\pm}})$ and $u_h \in V_h$ are the solutions of (1.1) and (2.1), respectively. Suppose that*

$$\int_{\Omega} \nabla(I_h u - u_h) \cdot \nabla v dx = F_u(\nabla v) \quad \text{for all } v \in V_h.$$

and F_u satisfies the following

$$(3.1) \quad F_u(\phi) = 0 \text{ for any } \phi \in \Phi_h^D$$

$$(3.2) \quad |F_u(\phi)| \leq C_F h \|\phi\|_{L^1(\Omega)} \text{ for all } \phi \in \Phi_h.$$

for the constant C_F given in (2.1). Then, there exists a constant C such that

$$(3.3) \quad \|\nabla(I_h u - u_h)\|_{L^\infty(\Omega)} \leq C C_F h$$

where C is independent of h , the quasi-uniformity and shape regularity of the mesh.

Proof. Let $z \in \Omega \subset \mathbb{R}^2$ and $z \in T_z$ for some $T_z \in \mathcal{T}_h$. In order to prove estimate (3.10), we need to bound $|\nabla(I_h u - u_h)(z)|$ for any z . Consider now the regularized Dirac delta function $\delta_h^z = \delta_h \in C_0^1(T_z)$ (see [4]), which satisfies

$$(3.4) \quad r(z) = (r, \delta_h)_{T_z}, \quad \forall r \in P^1(T_z),$$

and has the following property

$$(3.5) \quad \|\delta_h\|_{W^{k,q}(T_z)} \leq C h^{-k-2(1-1/q)}, \quad 1 \leq q \leq \infty, \quad k = 0, 1.$$

For each $i = 1, 2$, define the approximate Green's function $g \in H_0^1(\Omega)$, which solves the following equation:

$$(3.6a) \quad -\Delta g = \partial_{x_i} \delta_h \quad \text{in } \Omega$$

$$(3.6b) \quad g = 0 \quad \text{on } \partial\Omega.$$

We also consider its finite element approximation $g_h \in V_h$ that satisfies

$$(3.7) \quad \int_{\Omega} \nabla g_h \cdot \nabla v \, dx = \int_{\Omega} v \partial_{x_i} \delta_h \, dx \quad \text{for all } v \in V_h.$$

Then, using definition of δ_h , problem (3.7), we have

$$\begin{aligned} \partial_{x_i}(I_h u - u_h)(z) &= \int_{\Omega} \delta_h \partial_{x_i}(I_h u - u_h) \, dx \\ &= - \int_{\Omega} (\partial_{x_i} \delta_h)(I_h u - u_h) \, dx \\ &= - \int_{\Omega} \nabla g_h \cdot \nabla(I_h u - u_h) \, dx \\ &= -F_u(\nabla g_h). \end{aligned}$$

We will use the Raviart-Thomas projection [21] $\Pi : H^1(\Omega) \rightarrow \Phi_h^D$. It is defined locally. Let $T \in \mathcal{T}_h$. Define $\Pi|_T : H^1(T) \rightarrow RT_0(T)$ by

$$\int_e (\mathbf{q} - \Pi|_T \mathbf{q}) \cdot \mathbf{n}_e \, ds = 0 \quad \text{for each edge } e \subset \partial T.$$

By (3.1) we have $F_u(\Pi(\nabla g)) = 0$ and so

$$\partial_{x_i}(I_h u - u_h)(z) = F_u(\Pi(\nabla g) - \nabla g_h)$$

Hence, by (3.2) we have

$$|\partial_{x_i}(I_h u - u_h)(z)| = |F_u(\Pi(\nabla g) - \nabla g_h)| \leq C_F \|\Pi(\nabla g) - \nabla g_h\|_{L^1(\Omega)}.$$

Since $z \in \Omega$ was arbitrary, the proof will be complete once we prove that

$$(3.8) \quad \|\nabla g - \nabla g_h\|_{L^1(\Omega)} \leq C$$

$$(3.9) \quad \|\Pi(\nabla g) - \nabla g\|_{L^1(\Omega)} \leq C.$$

Estimate (3.8) is a known result (see [20]) where the constant C depends on the quasi-uniformity and shape regularity of the mesh and it is assumed that Ω is convex. The proof of estimate (3.9) is much easier and we give a sketch of the proof in the Appendix. \square

It turns out that we can remove (3.1) from the above theorem and still a good result as the next Theorem states.

Theorem 2. *Suppose the all the hypotheses of the previous theorem except (3.1). Then, there exists a constant C such that*

$$(3.10) \quad \|\nabla(I_h u - u_h)\|_{L^\infty(\Omega)} \leq C C_F h \log(1/h),$$

where C is independent of h , the quasi-uniformity and shape regularity of the mesh.

Proof. Following the proof of the previous theorem we have

$$|\partial_{x_i}(I_h u - u_h)(z)| = |F_u(\nabla g_h)| \leq C_F h \|\nabla g_h\|_{L^1(\Omega)},$$

where we used (3.2). Using the triangle inequality and since we have (3.8), it is enough to prove

$$\|\nabla g\|_{L^1(\Omega)} \leq C \log(1/h).$$

This is a well-known result and the proof is very similar to the proof of (3.9). We leave the details to the reader. \square

Now we turn our attention to an estimate for $\|I_h u - u_h\|_{L^\infty(\Omega)}$. First we prove an estimate in L^p norm for any $2 \leq p < \infty$ by a standard duality argument [4].

Theorem 3. *Assume the hypothesis of Theorem 1. Then for any $2 \leq p < \infty$ there exists a constant C such that*

$$\|I_h u - u_h\|_{L^p(\Omega)} \leq C h p (\|\nabla(I_h u - u_h)\|_{L^p(\Omega)} + h C_F).$$

and in particular

$$\|I_h u - u_h\|_{L^p(\Omega)} \leq C C_F h^2 p.$$

Proof. Let q be such that $\frac{1}{p} + \frac{1}{q} = 1$. Then, we know that

$$\|I_h u - u_h\|_{L^p(\Omega)} = \sup_{\phi \in C_c(\Omega)} \frac{\int_{\Omega} (I_h u - u_h) \phi}{\|\phi\|_{L^q(\Omega)}}.$$

Given ϕ as above define ψ as the solution to the problem

$$\begin{aligned} -\Delta \psi &= \phi & \text{in } \Omega \\ \psi &= 0 & \text{on } \partial\Omega \end{aligned}$$

We know that the following regularity holds for $2 \geq q > 1$ for smooth domain Ω (see for example [5])

$$(3.11) \quad \|\psi\|_{W^{2,q}(\Omega)} \leq C p \|\phi\|_{L^q(\Omega)},$$

where $\frac{1}{p} + \frac{1}{q} = 1$. Note that the constant $C p$ blows up as q approaches 1. The estimate (3.11) for convex domains also holds although an explicit formula for the constant does not seem to be in the literature (see for example [4]).

Then, we see that

$$\begin{aligned}
\int_{\Omega} (I_h u - u_h) \phi \, dx &= \int_{\Omega} \nabla(I_h u - u_h) \cdot \nabla \psi \, dx \\
&= \int_{\Omega} \nabla(I_h u - u_h) \cdot \nabla(\psi - I_h \psi) \, dx + \int_{\Omega} \nabla(I_h u - u_h) \cdot \nabla I_h \psi \, dx \\
&= \int_{\Omega} \nabla(I_h u - u_h) \cdot \nabla(\psi - I_h \psi) \, dx + F_u(\nabla(I_h \psi)) \\
&= \int_{\Omega} \nabla(I_h u - u_h) \cdot \nabla(\psi - I_h \psi) \, dx + F_u(\nabla(I_h \psi) - \Pi \nabla \psi),
\end{aligned}$$

where we used (3.1) in the last step.

Hence, using (3.2) we have

$$(3.12) \quad \int_{\Omega} (I_h u - u_h) \phi \leq \|\nabla(I_h u - u_h)\|_{L^p(\Omega)} \|\nabla(\psi - I_h \psi)\|_{L^q(\Omega)} + C_F h \|\nabla(I_h \psi) - \Pi \nabla \psi\|_{L^1(\Omega)}$$

Using the properties of I_h and Π we can easily show

$$\|\nabla(\psi - I_h \psi)\|_{L^q(\Omega)} \leq C h \|\psi\|_{W^{2,q}(\Omega)}$$

and

$$\|\nabla(I_h \psi) - \Pi \nabla \psi\|_{L^1(\Omega)} \leq C h \|\psi\|_{W^{2,1}(\Omega)}.$$

The proof will be complete if we use (3.11) and take the supremum over ϕ . \square

COROLLARY 1. *Assume the hypothesis of Theorem 1. Then, we have*

$$\|I_h u - u_h\|_{L^\infty(\Omega)} \leq C C_F h^2 \log(1/h)$$

Proof. Using the inverse inequality we have

$$\|I_h u - u_h\|_{L^\infty(\Omega)} \leq C h^{-2/p} \|I_h u - u_h\|_{L^p(\Omega)}.$$

The result follows after applying the previous theorem and setting $\frac{p}{2} = \log(1/h)$. \square

We conclude this section by stating the estimates for the method we derived in the previous section. Of course, the estimates are simple consequences of Theorem 1, Corollary 1 and (2.1).

COROLLARY 2. *Suppose that Ω is convex. Let $u_h \in V_h$ be the solution to (2.1) with E_h given by (2.2) then we have the following estimates*

$$\|\nabla(I_h u - u_h)\|_{L^\infty(\Omega)} \leq C h (\|u\|_{C^2(\Omega^-)} + \|u\|_{C^2(\Omega^+)}),$$

and

$$\|I_h u - u_h\|_{L^\infty(\Omega)} \leq C h^2 \log(1/h) (\|u\|_{C^2(\Omega^-)} + \|u\|_{C^2(\Omega^+)}).$$

4. OTHER METHODS

4.1. The method of He et al. [9]. It turns out that our method is very similar to a method introduced by He et al. [9]. It should be mentioned that the methodology used to derive the method in [9] is quite different from the methodology that we used to derive the method in the previous section. Although for their method F_u does not satisfy (3.1) and so we cannot prove the $h^2 \log(1/h)$ estimate for the pointwise error as in Corollary 1, we develop a more complicated analysis to prove a positive result.

The finite element method of [9] for (1.1) (with $\alpha = 0$) solves (2.1) with

$$(4.1) \quad E_h(v) = \int_{\Omega} f v dx + \int_{\Gamma} \beta v ds - \sum_{T \in \mathcal{T}_h^{\Gamma}} q_T \int_T \nabla u_b \cdot \nabla v dx,$$

where \mathcal{T}_h^{Γ} are all the triangle in \mathcal{T}_h that intersect Γ . In order to define q_T and u_b we need to first introduce some notation. Suppose that $T \in \mathcal{T}_h^{\Gamma}$ and let Γ intersect at two points: x_e and x_r where e and r are edges of T . Consider the line $L_T = \overline{x_e x_r}$ that passes through x_e and x_r (i.e the line that interpolates Γ) and let \mathbf{n}_T^{\pm} be the unit normal vector of that line pointing out of Ω^{\pm} . Then, $q_T = \frac{1}{|L_T|} \int_{\Gamma \cap T} \beta(s) ds$. Moreover the function u_b on T is piecewise linear such that it vanishes on all the three nodes of T and such that the jump of the normal derivative of u_b along L_T is 1:

$$\nabla u_b^- \cdot \mathbf{n}_T^- + \nabla u_b^+ \cdot \mathbf{n}_T^+ = 1.$$

In order to make the method of He et al. look more like our method (2.2) we integrate by parts and get

$$-q_T \int_T \nabla u_b \cdot \nabla v dx = -q_T \int_{\partial T} u_b \nabla v \cdot \mathbf{n} ds = -q_T \left(\int_e u_b \nabla v \cdot \mathbf{n} ds + \int_f u_b \nabla v \cdot \mathbf{n} ds \right).$$

Not difficult to see that

$$-q_T \int_e u_b \nabla v \cdot \mathbf{n} ds = -\frac{h_{e^-} - h_{e^+}}{2} q_T \tilde{a}_e^T \nabla v \cdot \mathbf{n}$$

where $\tilde{a}_e^T = \mathbf{t}_{e^-} \cdot \mathbf{n}_T^-$. Note that $\tilde{a}_e^T \neq a_e$, in general and more crucially that \tilde{a}_e^T is also different from \tilde{a}_e^K when K is the other triangle that has e as an edge. Of course, they do coincide when Γ is a line, and in fact our method will coincide with the method of He et al.

To be more precise, let $e \in \mathcal{E}_h^{\Gamma}$ with $\bar{e} = \bar{T} \cap \bar{K}$ and $T, K \in \mathcal{T}_h^{\Gamma}$ then set

$$c_e = \frac{q_T \tilde{a}_e^T + q_K \tilde{a}_e^K}{2} \quad m_e = \frac{q_T \tilde{a}_e^T - q_K \tilde{a}_e^K}{2}.$$

Then we see that

$$(4.2) \quad \begin{aligned} & - \sum_{T \in \mathcal{T}_h^{\Gamma}} q_T \int_T \nabla u_b \cdot \nabla v dx \\ &= - \sum_{e \in \mathcal{E}_h^{\Gamma}} \left(\frac{h_{e^-} - h_{e^+}}{2} c_e [\nabla v \cdot \mathbf{n}]|_e + \frac{h_{e^-} - h_{e^+}}{2} m_e \{\nabla v \cdot \mathbf{n}\}|_e \right) \end{aligned}$$

where $\{\nabla v \cdot \mathbf{n}\}|_e = \frac{1}{2} (\nabla v|_T + \nabla v|_K) \cdot \mathbf{n}_T$ where again $\bar{e} = \bar{T} \cap \bar{K}$ and \mathbf{n}_T is unit normal pointing out of T .

As we can see our method and the method of He et al. are very similar. In fact, let \mathbf{u}_h denote the solution of our method and u_h be the solution of the method of He et al. and let $w_h = \mathbf{u}_h - u_h$ then we see that

$$\int_{\Omega} \nabla w_h \cdot \nabla v dx = R_u(\nabla v) \quad \text{for all } v \in V_h$$

where

$$R_u(\phi) = \sum_{e \in \mathcal{E}_h^{\Gamma}} \left(\frac{h_{e^-} - h_{e^+}}{2} (c_e - a_e \beta(x_e)) [\phi \cdot \mathbf{n}]|_e + \frac{h_{e^-} - h_{e^+}}{2} m_e \{\phi \cdot \mathbf{n}\}|_e \right)$$

It is easy to see that

$$|c_e - a_e \beta(x_e)| + |m_e| \leq C h \max_s (|\beta(X(s))| + |\frac{\partial \beta(X(s))}{\partial s}|) \leq C h (\|u\|_{C^2(\Omega^-)} + \|u\|_{C^2(\Omega^+)})$$

Hence, we can show that

$$(4.3) \quad R_u(\phi) \leq C_R h \|\phi\|_{L^1(S_\Gamma)} \quad \text{for all } \phi \in \Phi_h,$$

where $S_\Gamma = \bigcup_{T \in \mathcal{T}_h, T \cap \Gamma \neq \emptyset} T$ and

$$C_R \leq C (\|u\|_{C^2(\Omega^-)} + \|u\|_{C^2(\Omega^)}).$$

However, it does not necessarily hold that $R_h(\phi) = 0$ for all for all $\phi \in \Phi_h^D$.

Using the Theorem 2 we do have, however,

$$\|\nabla(I_h u - u_h)\|_{L^\infty(\Omega)} \leq C (C_R + C_L) \log(1/h) h$$

for the He et al. [9] method. We can remove the logarithmic by using a more delicate analysis.

Theorem 4. *Let Ω be convex then and let u_h be the solution of (2.1) with (4.1) then we have*

$$\|\nabla(I_h u - u_h)\|_{L^\infty(\Omega)} \leq C h (\|u\|_{C^2(\Omega^-)} + \|u\|_{C^2(\Omega^+)})$$

Proof. Following the proof of Theorem 2 we can show for each $i = 1, 2$ that

$$|\partial_{x_i} w_h(z)| = |R_u(\nabla g_h)| \leq C_R h \|\nabla g_h\|_{L^1(S_\Gamma)},$$

by using (4.3). Using the triangle inequality we have

$$|\partial_{x_i} w_h(z)| \leq C_R h (\|\nabla(g_h - g)\|_{L^1(S_\Gamma)} + \|\nabla g\|_{L^1(S_\Gamma)}).$$

Using (3.8) we have $\|\nabla(g_h - g)\|_{L^1(S_\Gamma)} \leq \|\nabla(g_h - g)\|_{L^1(\Omega)} \leq C$. Although, it holds that

$$\|\nabla g\|_{L^1(\Omega)} \leq C \log(1/h).$$

one has the better estimate

$$\|\nabla g\|_{L^1(S_\Gamma)} \leq C.$$

The proof of this inequality follows the ideas of the proof (3.9). We leave the details to the reader.

This will show that

$$\|\nabla w_h\|_{L^\infty(\Omega)} \leq C C_R h.$$

The proof is complete if we apply Corollary 2. □

Now let us turn to the analysis of the pointwise error which is more delicate.

Theorem 5. *Let Ω be a convex set and let u_h be the solution of (2.1) with E_h defined by (4.1). Then we have*

$$\|I_h u - u_h\|_{L^\infty(\Omega)} \leq C h^2 \log(1/h) (\|u\|_{C^2(\Omega^-)} + \|u\|_{C^2(\Omega^+)})$$

Proof. Let $z \in \Omega$ be arbitrary and let $\delta_h = \delta_h^z$ satisfy (3.4) and (3.5).

$$(4.4) \quad -\Delta \tilde{g} = \delta_h \quad \text{in } \Omega$$

$$(4.5) \quad \tilde{g} = 0 \quad \text{on } \partial\Omega.$$

Let $P_h : H_0^1(\Omega) \rightarrow V_h$ be the Scott-Zhang interpolant (see [23]), then we have

$$\begin{aligned} w_h(z) &= \int_{\Omega} w_h \delta_h dx = \int_{\Omega} \nabla w_h \cdot \nabla \tilde{g} dx \\ &= \int_{\Omega} \nabla w_h \cdot \nabla P_h \tilde{g} dx + \int_{\Omega} \nabla w_h \cdot \nabla (\tilde{g} - P_h \tilde{g}) dx \\ &= R_u(\nabla(P_h \tilde{g})) + \int_{\Omega} \nabla w_h \cdot \nabla (\tilde{g} - P_h \tilde{g}) dx \end{aligned}$$

Hence

$$(4.6) \quad |w_h(z)| \leq C_R h \|\nabla(P_h \tilde{g})\|_{L^1(S_{\Gamma})} + \|\nabla w_h\|_{L^\infty(\Omega)} \|\nabla(\tilde{g} - P_h \tilde{g})\|_{L^1(\Omega)}$$

Since,

$$\|\nabla(\tilde{g} - P_h \tilde{g})\|_{L^1(\Omega)} \leq C h \|\tilde{g}\|_{W^{2,1}(\Omega)} \leq C p \|\delta_h\|_{L^q(\Omega)}.$$

where we used elliptic regularity (3.11) (for any $2 \geq q > 1$) and used the notation $\frac{1}{p} + \frac{1}{q} = 1$. Using (3.5) we get

$$(4.7) \quad \|\nabla(\tilde{g} - P_h \tilde{g})\|_{L^1(\Omega)} \leq C p h^{-2/p} h = C h \log(1/h),$$

where we choose $\frac{p}{2} = \log(1/h)$.

Next, we estimate $\|\nabla(P_h \tilde{g})\|_{L^1(S_{\Gamma})}$. Using the stability of the Scott-Zhang interpolant we have $\|\nabla(P_h \tilde{g})\|_{L^1(S_{\Gamma})} \leq C \|\nabla \tilde{g}\|_{L^1(\tilde{S}_{\Gamma})}$, where $\tilde{S}_{\Gamma} = \{x : \text{dist}(x, S_{\Gamma}) \leq h\}$.

So far, we have the estimate

$$(4.8) \quad |w_h(z)| \leq C C_R h^2 \log(1/h) + C C_R h \|\nabla \tilde{g}\|_{L^1(\tilde{S}_{\Gamma})}.$$

where we used (4.1).

In order to estimate $\|\nabla \tilde{g}\|_{L^1(\tilde{S}_{\Gamma})}$ we write

$$S_i = \{x \in \tilde{S}_{\Gamma} : ih \leq |x - z| \leq (i+1)h\}$$

Using natural assumption on the shape of Γ , one can see $|S_i| \leq C h^2$ for all i .

Hence,

$$h \|\nabla \tilde{g}\|_{L^1(\tilde{S}_{\Gamma})} = h \|\nabla \tilde{g}\|_{L^1(S_0 \cup S_1)} + h \sum_{i=2}^M \|\nabla \tilde{g}\|_{L^1(S_i)}$$

where $M = \mathcal{O}(1/h)$. We bound the first term.

$$\|\nabla \tilde{g}\|_{L^1(S_0 \cup S_1)} \leq h^{2-2/p} \|\nabla \tilde{g}\|_{L^p(S_0 \cup S_1)}.$$

Using Sobolev embedding inequality we have

$$\|\nabla \tilde{g}\|_{L^p(S_0 \cup S_1)} \leq p \|\tilde{g}\|_{H^2(S_0 \cup S_1)} \leq p \|\tilde{g}\|_{H^2(\Omega)} \leq p \|\delta_h\|_{L^2(\Omega)}$$

where we used elliptic regularity (3.11). Hence, using (3.5) we have

$$h \|\nabla \tilde{g}\|_{L^1(S_0 \cup S_1)} \leq p h^2 h^{-1/p}.$$

Again choosing $p = \log(1/h)$ we get

$$h \|\nabla \tilde{g}\|_{L^1(S_0 \cup S_1)} \leq C h^2 \log(1/h).$$

For the remaining terms we get

$$\sum_{i=2}^M \|\nabla \tilde{g}\|_{L^1(S_i)} \leq h^2 \sum_{i=2}^M \|\nabla \tilde{g}\|_{L^\infty(S_i)}.$$

then we obtain

$$(4.9) \quad h \|\nabla \tilde{g}\|_{L^1(\tilde{S}_\Gamma)} = h^2 \log(1/h) + h^3 \sum_{i=2}^M \|\nabla \tilde{g}\|_{L^\infty(S_i)}$$

Using the Green's function representation

$$\tilde{g}(x) = \int G_x(y) \delta_h(y) dy$$

where G_x is the Green's function centered at x we have

$$\partial_{x_i} \tilde{g}(x) = \int \partial_{x_i} G_x(y) \delta_h(y) dy$$

It is well known that

$$|\partial_{x_i} G_x(y)| \leq \frac{C}{|x-y|}.$$

If $x \in S_i$ then we know that $\|x-y\| \geq (i-1)h$ for any $y \in T_z$. Hence, we have

$$\|\nabla \tilde{g}\|_{L^\infty(S_i)} \leq \frac{C}{(i-1)h} \|\delta_h\|_{L^1(T_z)} = \frac{C}{(i-1)h}.$$

Therefore,

$$h^3 \sum_{i=2}^M \|\nabla \tilde{g}\|_{L^\infty(S_i)} \leq C h^2 \sum_{i=1}^{M-1} \frac{1}{i} \leq C h^2 \log(1/h).$$

Combining the last inequality and (4.9) we get

$$(4.10) \quad h \|\nabla \tilde{g}\|_{L^1(\tilde{S}_\Gamma)} \leq C h^2 \log(1/h).$$

Taking supremum over $z \in \Omega$ in (4.6) and using estimates (4.7) and (4.10) we get

$$\|w_h\|_{L^\infty(\Omega)} \leq C h \log(1/h) (\|\nabla w_h\|_{L^\infty(\Omega)}).$$

The proof is complete if we apply the triangle inequality, Corollary 2 and the previous theorem. \square

4.2. The natural method. As mentioned earlier the natural method (for $\alpha = 0$) is given by (2.1) with

$$(4.11) \quad E_h(v) = \int_{\Omega} f v dx + \int_{\Gamma} \beta v ds.$$

It is well known that this method is sub-optimal near the interface Γ . For completeness we prove error estimates for this method.

To this end, let \mathbf{u}_h be the solution using our method (2.2) (with $\alpha = 0$) and let u_h be the method using (4.11) and call $w_h = u_h - \mathbf{u}_h$ then we see that w_h satisfies

$$(4.12) \quad \int_{\Omega} \nabla w_h \cdot \nabla v dx = L_u(\nabla v) \quad \text{for all } v \in V_h,$$

where

$$L_u(\phi) = \sum_{e \in \mathcal{E}_h^\Gamma} \frac{h_e^- h_e^+}{2} a_e \beta(x_e) [\phi \cdot n]|_e.$$

We can easily show the following lemma.

LEMMA 4. *It holds*

$$(4.13) \quad L_u(\phi) = 0 \text{ for any } \phi \in \Phi_h^D,$$

$$(4.14) \quad |L_u(\phi)| \leq C_L \|\phi\|_{L^1(S_\Gamma)} \text{ for all } \phi \in \Phi_h.$$

where the $S_\Gamma = \bigcup_{T \in \mathcal{T}_h, T \cap \Gamma \neq \emptyset} T$ and

$$C_L \leq C(\|u\|_{C^2(\Omega^-)} + \|u\|_{C^2(\Omega^)}).$$

Theorem 6. *Let Ω be a convex set and let u_h solve (2.1) with (4.11) then we have that*

$$\|u_h - I_h u\|_{L^\infty(\Omega)} \leq C h \log(1/h) (\|u\|_{C^2(\Omega^-)} + \|u\|_{C^2(\Omega^)}).$$

Proof. Following the argument as in the proof of Theorem 1 we can easily show that $\|\nabla w_h\|_{L^\infty(\Omega)} \leq C$ where we use (4.13) and (4.14) and also the estimates (3.8) and (3.9).

Then using a duality argument as in the proof of Theorem 3 we can easily show for $2 \leq p < \infty$

$$\|w_h\|_{L^p(\Omega)} \leq C h p (\|\nabla w_h\|_{L^p(\Omega)} + C_L) \leq C h p (1 + C_L).$$

Then, as we did before, we use an inverse estimate $\|w_h\|_{L^\infty(\Omega)} \leq C h^{-2/p} \|w_h\|_{L^p(\Omega)}$ and set $\frac{p}{2} = \log(1/h)$ we get

$$\|w_h\|_{L^\infty(\Omega)} \leq C h \log(1/h) (1 + C_L).$$

We obtain the result if we apply Corollary 2. \square

The above result is far from optimal and this is in fact observed in numerical experiments near the interface Γ . In particular, the gradient of the error will be $O(1)$ near the interface. However, numerical experiments also show that if one is far enough away from the interface then one obtains optimal estimates. In fact, Mori [17] showed that this was the case for the immersed boundary method [17] (see also [13]). We note, however, he did not quantify exactly how far away from the interface one has to be.

We will quantify how far from the interface one has to be to obtain optimal estimates for the gradient error. In order to this we will need Green's function estimates of the third derivatives. This holds on smooth domains Ω however not any convex polygonal domain. Therefore, we assume that Ω is a rectangle and we replace the Dirichlet boundary conditions with periodic boundary conditions. In this case, we will have the following estimate for the corresponding Green's function $G_x(y)$ centered at x

$$(4.15) \quad |\partial_{x_i x_j}^2 \partial_{y_j} G_x(y)| \leq \frac{C}{|x - y|^3},$$

for any $1 \leq i, j \leq 2$.

Theorem 7. *Suppose that Ω is a rectangle and assume that u solves (1.1) with the Dirichlet boundary conditions replaced with periodic boundary conditions. Let u_h be the approximation of (2.1) using (4.11). Let $z \in \Omega$ and let $d = \text{dist}(z, \Gamma) \geq \kappa h$ for a sufficiently large fixed constant κ . Furthermore, suppose $\text{dist}(\Gamma, \partial\Omega) > d$. Then, we have*

$$|\nabla(I_h u - u_h)(z)| \leq C h (\log(1/h) \frac{h}{d^2} + 1) (\|u\|_{C^2(\Omega^-)} + \|u\|_{C^2(\Omega^)}).$$

Proof. Let $\delta_h = \delta_h^z$ satisfy (3.4) and (3.5). Furthermore, for each $i = 1, 2$, let g satisfy (3.6) with Dirichlet boundary conditions replaced with periodic boundary conditions and let g_h its finite element approximation. Then, we have

$$|\partial_{x_i} w_h(z)| = |L_u(\nabla g_h)| = |L_u(\nabla g_h - \Pi \nabla g)|.$$

where we used (4.13). Using (4.14) and the triangle inequality we have

$$(4.16) \quad |\partial_{x_i} w_h(z)| \leq CC_L (\|\nabla g_h - \nabla g\|_{L^1(S_\Gamma)} + \|\nabla g - \Pi \nabla g\|_{L^1(S_\Gamma)}).$$

We proceed to bound $\|\nabla g_h - \nabla g\|_{L^1(S_\Gamma)}$. The second term is easier to bound.

Define the sets

$$S_i = \{x \in S_\Gamma : d_i \leq |x - z| \leq d_{i+1}\}.$$

where $d_i = \sqrt{d^2 + (ih)^2}$. As one can see by using natural assumption on the shape of Γ , that the measure of S_i is less than $O(h^2)$. Also define

$$B_r(S_i) = \{x : \text{dist}(x, S_i) \leq r\}$$

We can then write

$$\|\nabla g_h - \nabla g\|_{L^1(S_\Gamma)} = \sum_{i=0}^M \|\nabla g_h - \nabla g\|_{L^1(S_i)},$$

where $M = O(1/h)$.

We have

$$\|\nabla g_h - \nabla g\|_{L^1(S_i)} \leq Ch^2 \|\nabla g_h - \nabla g\|_{L^\infty(S_i)}.$$

We will show the following bound

$$(4.17) \quad \|\nabla g_h - \nabla g\|_{L^\infty(S_i)} \leq \frac{h}{d_i^3} \log(1/h),$$

and hence

$$\begin{aligned} \|\nabla g_h - \nabla g\|_{L^1(S_\Gamma)} &\leq Ch^3 \log(1/h) \sum_{i=0}^M \frac{1}{d_i^3} \\ &= Ch^3 \log(1/h) \sum_{i=0}^M \left(\frac{1}{(d^2 + (ih)^2)} \right)^{3/2} \\ &\leq \frac{Ch^2}{d^2} \log(1/h). \end{aligned}$$

In the last step we bound the sum by

$$h^3 \int_1^{M+1} \left(\frac{1}{d^2 + h^2 x^2} \right)^{3/2} dx = \frac{h^3}{d^2} \left[\left(\frac{x^2}{d^2 + h^2 x^2} \right)^{1/2} \right]_1^{M+1} \leq \frac{h^3}{d^2} \left(\frac{(M+1)^2}{d^2 + h^2 (M+1)^2} \right)^{1/2},$$

and we used the fact that $M = O(1/h)$.

Of course, we can also prove $\|\nabla g - \Pi \nabla g\|_{L^1(S_\Gamma)} \leq \frac{Ch^2}{d^2} \log(1/h)$ and therefore in view of (4.16) we have

$$|\partial_{x_i} w_h(z)| \leq \frac{CC_L h^2}{d^2} \log(1/h).$$

Hence, the proof is complete if we combine this result with Corollary 2. What remains is the proof (4.17). To do this we will use a result by Schatz and Wahlbin. Note that $g - g_h$ solves the following

$$\int_{\Omega} \nabla(g - g_h) \cdot \nabla v dx = 0 \quad \text{for all } v \in V_h \cap H_0^1(B_{\frac{d_i}{2}}(S_i)).$$

Therefore a result of Schatz and Wahlbin [22] we have

$$\begin{aligned} \|\nabla(g - g_h)\|_{L^\infty(S_i)} &\leq C(\|\nabla(g - P_h g)\|_{L^\infty(B_{\frac{d_i}{2}}(S_i))} + \frac{1}{d_i}\|g - P_h g\|_{L^\infty(B_{\frac{d_i}{2}}(S_i))}) \\ &\quad + \frac{1}{d_i^3}\|g - g_h\|_{L^1(B_{\frac{d_i}{2}}(S_i))}. \end{aligned}$$

We bound the first two terms

$$\|\nabla(g - P_h g)\|_{L^\infty(B_{\frac{d_i}{2}}(S_i))} + \frac{1}{d_i}\|g - P_h g\|_{L^\infty(B_{\frac{d_i}{2}}(S_i))} \leq Ch\|g\|_{W^{2,\infty}(B_{\frac{3d_i}{4}}(S_i))}.$$

Let $x \in B_{\frac{3d_i}{4}}(S_i)$ then $|x - y| \geq d_i$ for any $y \in T_z$ and hence

$$\begin{aligned} \partial_{x_i x_j}^2 g(x) &= \int_{\Omega} \partial_{x_i x_j}^2 G_x(y) \partial_{y_i} \delta_h(y) dy \\ &= - \int_{\Omega} \partial_{x_i x_j}^2 \partial_{y_i} G_x(y) \delta_h(y) dy \\ (4.18) \quad &\leq \frac{C}{d_i^3} \|\delta_h\|_{L^1(T_z)} = \frac{C}{d_i^3}, \end{aligned}$$

where we used (4.15).

Finally, using a duality argument (see Appendix B) we can show

$$(4.19) \quad \|g - g_h\|_{L^1(\Omega)} \leq C h p h^{-(2-2/q)},$$

where $1 < q < 2$ and $\frac{1}{p} + \frac{1}{q} = 1$. Combining the last inequality with $\frac{p}{2} = \log(1/h)$ and (4.18) proves (4.17). This completes the proof. \square

5. NUMERICAL EXAMPLES.

In this section we illustrate our results with two examples. We consider the square domain $\Omega = [-1, 1]^2$ with non-uniform triangular meshes and we tabulate the L^2 error, H^1 semi-norm error, L^∞ error and $W^{1,\infty}$ semi-norm error with their respective order of convergence for our examples. Plots of approximate solutions by our method are also provided. The interpolant I_h used is introduced in Definition 2.1.

Let u be the exact solution of problem (1.1), u_h be the solution of our method (2.2) and u_h^N the solution of the first-order method (4.11). Define the errors with respect to the interpolant I_h as follows

$$e_h := u_h - I_h u, \quad e_h^N := u_h^N - I_h u,$$

and we define the respective order of convergence (associated to the error and the norm) as

$$r(e, \|\cdot\|) := \frac{\log(\|e_{h_{l+1}}\|/\|e_{h_l}\|)}{\log(h_{l+1}/h_l)}.$$

These examples are taken from [12].

1. Consider a exact solution of problem (1.1)

$$u(x) = \begin{cases} 1, & \text{if } r \leq R \\ 1 - \log(\frac{r}{R}), & \text{if } r > R \end{cases} \quad x \in [-1, 1]^2,$$

where $r = \|x\|_2$ and $R = 1/3$. Then, the data is given by $f^\pm = 0$, $\alpha = 0$ and $\beta = \frac{1}{R}$. We summarize the errors and order of convergence in the following tables

h	$\ e_h\ _{L^2}$	r	$\ \nabla e_h\ _{L^2}$	r	$\ e_h\ _{L^\infty}$	r	$\ \nabla e_h\ _{L^\infty}$	r
1.8e-1	1.39e-1		4.44e-1		2.53e-1		5.20e-1	
8.8e-2	3.09e-2	2.17	1.72e-1	1.37	6.40e-2	1.98	3.84e-1	0.44
4.4e-2	7.32e-3	2.08	5.75e-2	1.58	1.58e-2	2.02	1.79e-1	1.10
2.2e-2	1.81e-3	2.02	2.18e-2	1.40	4.19e-3	1.91	1.20e-1	0.58
1.1e-2	4.50e-4	2.01	8.57e-3	1.35	8.92e-4	2.23	6.45e-2	0.89
5.5e-3	1.12e-4	2.01	3.57e-3	1.26	2.37e-4	1.91	3.17e-2	1.02
2.8e-3	2.68e-5	2.06	1.55e-3	1.21	6.23e-5	1.93	1.71e-2	0.90
1.4e-3	6.89e-6	1.96	7.68e-4	1.01	1.68e-5	1.90	8.33e-3	1.03

Table 1: L^2 and L^∞ errors of the approximate solution of our method (EBC-FEI), on a non-uniform grid.

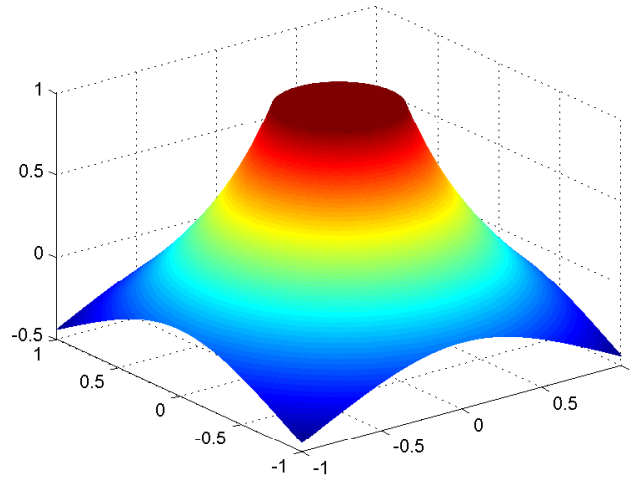


Figure 2: Plot of the approximate solution by our method (EBC-FEI), on a non-uniform grid.

h	$\ e_h^N\ _{L^2}$	r	$\ \nabla e_h^N\ _{L^2}$	r	$\ e_h^N\ _{L^\infty}$	r	$\ \nabla e_h^N\ _{L^\infty}$	r
1.8e-1	1.02e-1		4.71e-1		1.63e-1		7.01e-1	
8.8e-2	1.57e-2	2.70	1.38e-1	1.78	4.09e-2	2.00	3.26e-1	1.10
4.4e-2	6.72e-3	1.22	1.30e-1	0.09	2.85e-2	0.52	5.48e-1	-0.75
2.2e-2	2.02e-3	1.74	7.88e-2	0.72	1.07e-2	1.42	5.87e-1	-0.10
1.1e-2	7.65e-4	1.40	6.16e-2	0.36	7.24e-3	0.56	6.24e-1	-0.09
5.5e-3	2.71e-4	1.50	4.27e-2	0.53	4.39e-3	0.72	6.24e-1	0.00
2.8e-3	9.09e-5	1.58	2.83e-2	0.59	2.04e-3	1.11	7.80e-1	-0.32
1.4e-3	3.53e-5	1.36	2.24e-2	0.34	1.38e-3	0.57	8.78e-1	-0.17

Table 2: L^2 and L^∞ errors of the approximate solution of the natural method, on a non-uniform grid.

The results presented in Table 1 confirm the estimates obtained in Theorem 2 and Corollary 1. In the same way, Table 2 exemplified the estimate obtained in Theorem 6.

It is difficult to check the sharpness of Theorem 7. In an attempt to do this, we plot for each triangle T the error $|\nabla e_h^N(d_T)|$ where d_T is the distance between its centroid and the interface Γ . We compare this to the graph of the bound of the error given by

Theorem 7, namely, $C(h + \frac{h^2 \log(1/h)}{d^2})$. We observe that the curve roughly describes the behavior of the error when the distance d is less than \sqrt{h} .

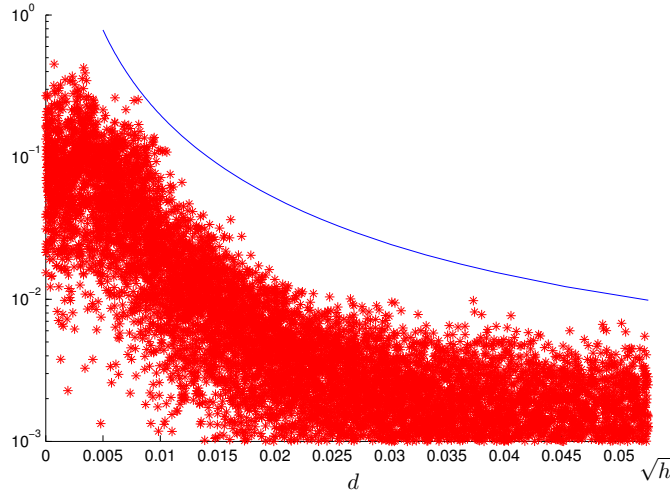


Figure 3: Semi-log plot of gradient error for the natural method with $h = .0028$. $|\nabla e_h^N(d_T)|$ (red) for every triangle T and curve $2h + \log(1/h)(h/d)^2$ (blue).

2. Consider the exact solution

$$u(x_1, x_2) = \begin{cases} x_1^2 - x_2^2, & \text{if } r \leq R \\ 0, & \text{if } r > R \end{cases}$$

Therefore, the data for the problem is given by $f_p = f_m = 0$, $\alpha(\theta) = -R^2(\cos^2(\theta/R) - \sin^2(\theta/R))$ and $\beta(\theta) = 2R \cos^2(\theta/R) - 2R \sin^2(\theta/R)$, for $\theta \in [0, 2\pi R]$, and $R = 2/3$.

h	$\ e_h\ _{L^2}$	r	$\ \nabla e_h\ _{L^2}$	r	$\ e_h\ _{L^\infty}$	r	$\ \nabla e_h\ _{L^\infty}$	r
1.8e-1	9.28e-3		3.27e-2		1.42e-2		4.23e-2	
8.8e-2	5.41e-3	0.78	3.50e-2	-0.10	8.23e-3	0.79	6.61e-2	-0.64
4.4e-2	1.19e-3	2.18	1.18e-2	1.56	2.19e-3	1.91	3.18e-2	1.06
2.2e-2	2.89e-4	2.05	5.06e-3	1.23	7.41e-4	1.56	2.25e-2	0.50
1.1e-2	7.51e-5	1.94	2.42e-3	1.06	1.64e-4	2.17	1.15e-2	0.97
5.5e-3	1.89e-5	1.99	1.18e-3	1.04	4.45e-5	1.88	5.57e-3	1.04
2.8e-3	4.71e-6	2.00	5.74e-4	1.03	1.20e-5	1.89	2.68e-3	1.06
1.4e-3	1.18e-6	2.00	2.86e-4	1.01	3.03e-6	1.98	1.35e-3	0.98

Table 3: L^2 and L^∞ errors of the approximate solution of our method (EBC-FEI).

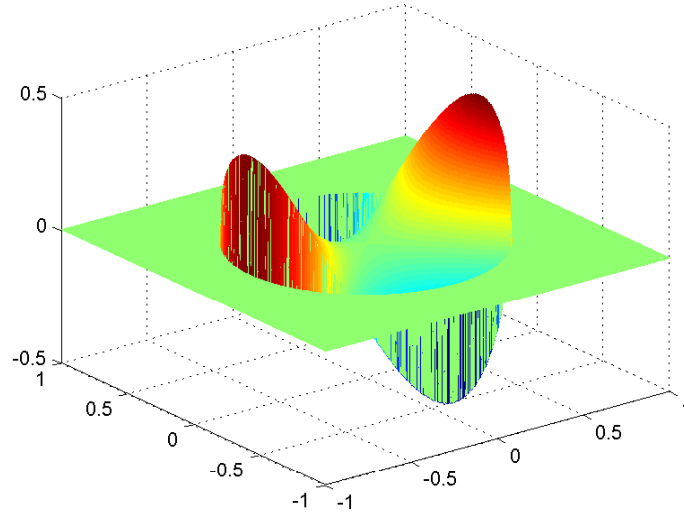


Figure 3: .

6. FUTURE WORK

As one can imagine several extensions are possible. In a future work, we first plan to extend our method and analyze it for fluid flow problems. Three-dimensional problems will also be considered. Finally, in the future we will consider discontinuous diffusion coefficients.

APPENDIX A. PROOF OF ESTIMATE (3.9).

Here we shall prove that there exists a constant $C > 0$, independent of h , such that

$$(A.1) \quad \|\Pi(\nabla g) - \nabla g\|_{L^1(\Omega)} \leq C,$$

where Π is the lowest order Raviart-Thomas interpolant.

We proceed by a dyadic decomposition argument (see [7]). We assume without loss of generality that $|\Omega| \leq 1$. Define $d_j = 2^{-j}$ and J be the integer such that $2^{-(J+1)} \leq Kh \leq 2^{-J}$, where K is a fixed constant that is large enough. Then, consider the following decomposition of Ω

$$(A.2) \quad \Omega = \Omega^* \cup \bigcup_{j=0}^J \Omega_j,$$

where $\Omega^* = \{x \in \Omega : |x - z| \leq Kh\}$, $\Omega_j = \{x \in \Omega : d_{j+1} \leq |x - z| \leq d_j\}$.

Henceforth, we will denote by C the generic constants not depending on K or h .

We break (A.1) using the dyadic decomposition (A.2)

$$\|\Pi(\nabla g) - \nabla g\|_{L^1(\Omega)} = \|\Pi(\nabla g) - \nabla g\|_{L^1(\Omega^*)} + \sum_{j=0}^J \|\Pi(\nabla g) - \nabla g\|_{L^1(\Omega_j)}.$$

Firstly, we estimate the term involving the set Ω^*

$$\begin{aligned} \|\Pi(\nabla g) - \nabla g\|_{L^1(\Omega^*)} &\leq Kh \|\Pi(\nabla g) - \nabla g\|_{L^2(\Omega^*)} \\ &\leq Kh^2 \|\nabla g\|_{H^1(\Omega)} \\ &\leq Kh^2 \|\partial_{x_i} \delta_h\|_{L^2(\Omega)} \\ &\leq CK. \end{aligned}$$

In the inequality we used estimate (3.5) with $q = 2$ and $k = 0$. For the second term we have

$$\begin{aligned} \sum_{j=0}^J \|\Pi(\nabla g) - \nabla g\|_{L^1(\Omega_j)} &= C \sum_{j=0}^J d_j^2 \|\Pi(\nabla g) - \nabla g\|_{L^\infty(\Omega_j)} \\ &\leq C \sum_{j=0}^J d_j^2 h^\sigma \|\nabla g\|_{C^\sigma(\Omega'_j)}, \end{aligned}$$

where $\Omega'_j = \{x \in \Omega : d_{j+2} \leq |x - z| \leq d_{j-1}\}$. The bound for $\|\nabla g\|_{C^\sigma(\Omega'_j)}$ is proved, for example, in [7] in the three-dimensional case. In the two-dimensional case one will have the bound

$$\|\nabla g\|_{C^\sigma(\Omega'_j)} \leq C d_j^{-2-\sigma}.$$

Then,

$$\sum_{j=0}^J \|\Pi(\nabla g) - \nabla g\|_{L^1(\Omega_j)} \leq C \sum_{j=0}^J d_j^2 h^\sigma d_j^{-2-\sigma} \leq Ch^\sigma d_J^\sigma \leq CK^{-\sigma}.$$

This completes the proof. \square

APPENDIX B. PROOF OF ESTIMATE (4.19).

We will prove the following estimate

$$\|g - g_h\|_{L^1(\Omega)} \leq Chh^{-(2-2/q)}.$$

Let P_h be the Scott-Zhang interpolant, then for $1 < q < 2$ we have

$$\|g - g_h\|_{L^1(\Omega)} \leq \|g - g_h\|_{L^q(\Omega)} \leq \|g - P_h g\|_{L^q(\Omega)} + \|P_h g - g_h\|_{L^q(\Omega)}.$$

Consider the dual problem

$$\begin{aligned} -\Delta\psi &= \phi & \text{in } \Omega \\ \phi &= 0 & \text{on } \partial\Omega \end{aligned}$$

with the regularity result for $p > 2$

$$\|\psi\|_{W^{2,p}(\Omega)} \leq Cp\|\phi\|_{L^p(\Omega)}.$$

Using this we have

$$\begin{aligned} \|P_h g - g_h\|_{L^q(\Omega)} &= \sup_{\substack{\phi \in C_c^\infty(\Omega) \\ \|\phi\|_{L^p(\Omega)} \leq 1}} (P_h g - g_h, \phi) \\ &\leq (P_h g - g_h, -\Delta\psi) \\ &= (\nabla(P_h g - g_h), \nabla\psi) \\ &= (\nabla(P_h g - g_h), \nabla(\psi - P_h\psi)) + (\nabla(P_h g - g_h), \nabla P_h\psi) \\ &= (\nabla(P_h g - g_h), \nabla(\psi - P_h\psi)) + (\nabla(P_h g - g), \nabla P_h\psi). \end{aligned}$$

For the first term we have, with $1/p = 1 - 1/q$, and applying inverse estimate

$$\begin{aligned} (\nabla(P_h g - g_h), \nabla(\psi - P_h\psi)) &\leq \|\nabla(P_h g - g_h)\|_{L^q(\Omega)} \|\nabla(\psi - P_h\psi)\|_{L^p(\Omega)} \\ &\leq Chp \|\nabla(P_h g - g_h)\|_{L^q(\Omega)} \|\phi\|_{L^p(\Omega)} \\ &\leq Chph^{-(2-2/q)} \|\nabla(P_h g - g_h)\|_{L^1(\Omega)}, \end{aligned}$$

and for the second term we have

$$\begin{aligned} (\nabla(P_h g - g), \nabla P_h\psi) &= (\nabla(P_h g - g), \nabla(P_h\psi - \psi)) + (\nabla(P_h g - g), \nabla\psi) \\ &= (\nabla(P_h g - g), \nabla(P_h\psi - \psi)) + (P_h g - g, \phi). \end{aligned}$$

We estimate them

$$\begin{aligned} (\nabla(P_h g - g), \nabla(P_h\psi - \psi)) &\leq \|\nabla(P_h g - g)\|_{L^q(\Omega)} \|\nabla(P_h\psi - \psi)\|_{L^p(\Omega)} \\ &\leq Ch \|\nabla(P_h g - g)\|_{L^q(\Omega)} \|\psi\|_{W^{2,p}(\Omega)} \\ &\leq Chp \|\nabla(P_h g - g)\|_{L^q(\Omega)}, \end{aligned}$$

$$(P_h g - g, \phi) \leq \|P_h g - g\|_{L^q(\Omega)} \|\phi\|_{L^p(\Omega)} \leq \|P_h g - g\|_{L^q(\Omega)}.$$

Assuming the following inequalities, for $1 \leq q < 2$,

$$(B.1) \quad \|P_h g - g\|_{L^q(\Omega)} \leq Chh^{-(2-2/q)},$$

$$(B.2) \quad \|\nabla(P_h g - g)\|_{L^q(\Omega)} \leq Ch^{-(2-2/q)},$$

we have

$$\|P_h g - g_h\|_{L^q(\Omega)} \leq Chph^{-(2-2/q)} + Chph^{-(2-2/q)} + Chh^{-(2-2/q)},$$

and therefore

$$\|g - g_h\|_{L^q(\Omega)} \leq Chph^{-(2-2/q)} + Chh^{-(2-2/q)}.$$

Proof. Proof of (B.1)

We proceed by a dyadic decomposition argument as before. We break (B.1) using the dyadic decomposition (A.2)

$$\|P_h g - g\|_{L^q(\Omega)} = \|P_h g - g\|_{L^q(\Omega^*)} + \sum_{j=0}^J \|P_h g - g\|_{L^q(\Omega_j)}.$$

Firstly, we estimate the term involving the set Ω^*

$$\begin{aligned} \|P_h g - g\|_{L^q(\Omega^*)} &\leq C(Kh)^{2(1/q-1/2)} \|P_h g - g\|_{L^2(\Omega^*)} \\ &\leq C(Kh)^{2(1/q-1/2)} h^2 \|\partial_{x_i} \delta_h\|_{L^2(\Omega)} \\ &\leq C(Kh)^{2(1/q-1/2)} \\ &= Ch(K)^{2(1/q-1/2)} h^{-(2-2/q)}. \end{aligned}$$

In the inequality we used $\|\partial_{x_i} \delta_h\|_{L^2(\Omega)} \leq Ch^{-2}$. For the second term we have

$$\begin{aligned} \sum_{j=0}^J \|P_h g - g\|_{L^q(\Omega_j)} &= C \sum_{j=0}^J d_j^{2/q} \|P_h g - g\|_{L^\infty(\Omega_j)} \\ &\leq C \sum_{j=0}^J d_j^{2/q} h^{1+\sigma} \|g\|_{C^{1+\sigma}(\Omega'_j)}, \end{aligned}$$

where $\Omega'_j = \{x \in \Omega : d_{j+2} \leq |x-z| \leq d_{j-1}\}$. The bound for $\|\nabla g\|_{C^{1+\sigma}(\Omega'_j)}$ is proved, for example, in [7] in the three-dimensional case. In the two-dimensional case one will have the bound

$$\|\nabla g\|_{C^\sigma(\Omega'_j)} \leq Cd_j^{-2-\sigma}.$$

Then,

$$\begin{aligned} \sum_{j=0}^J \|P_h g - g\|_{L^q(\Omega_j)} &\leq C \sum_{j=0}^J d_j^{2/q} h^{1+\sigma} d_j^{-2-\sigma} \leq Ch^{1+\sigma} Cd_j^\sigma d_j^{2/q-2} \\ &\leq ChK^{-\sigma} (Kh^{-(2-2/q)}). \end{aligned}$$

This completes the proof. □

Proof of (B.2) follows by the same arguments.

REFERENCES

- [1] J. T. BEALE, A. T. LAYTON, *On the accuracy of finite difference methods for elliptic problem with interfaces.*, Commun. Appl. Math. Comput. Sci., vol. 1 (2006), pp. 91-119.
- [2] J. Bedrossian, J.H. von Brecht, S. Zhu, E. Sifakis and J.M. Teran, *A second order virtual node method for elliptic problems with interfaces and irregular domains*, J. Comput. Phys. 229 (2010), no. 18, 6405-6426.
- [3] D. Boffi and L. Gastaldi, *A finite element approach for the immersed boundary method*, Comput. Struct. 81 (2003) 491-501.
- [4] S. Brenner and R.L. Scott, *The Mathematical Theory of Finite Element Methods*, Texts in Applied Mathematics, 15. Springer-Verlag, New York, 1994.
- [5] D. Gilbarg and N Trudinger, *Elliptic partial differential equations for second order elliptic problems*, Reprint of the 1998 edition, Classics in Mathematics, Springer-Verlag, Berlin, 2001.
- [6] Y. Gong, B. Li and Z. Li *Immersed interface finite element methods for elliptic interface problems with non-homogeneous jump conditions*, SIAM J. Numer. Anal. 46 (2007/08), no. 1, 472-495.
- [7] J. GUZMÁN, D. LEYKEKHMÁN, J. ROSSMANN, AND A. H. SCHATZ, *Hölder estimates for Green's functions on convex polyhedral domains and their applications to finite element methods*, Numer. Math., 112 (2009), pp. 221–243.
- [8] X. He and T. Lin, *The convergence of the bilinear and linear immersed finite element solutions to interface problems*, Numer. Methods Partial Differential Equations 28 (2012), no. 1, 312-330.
- [9] X. He, T. Lin and Y. Lin, *Immersed finite element methods for elliptic interface problems with non-homogeneous jump conditions*, Int. J. Numer. Anal. Model. 8 (2011), no. 2, 284-301.
- [10] M.-C. Lai and C. Peskin, *An immersed boundary method with formal second-order accuracy and reduced numerical viscosity*, J. Comput. Phys. 160 (2000), no. 2, 705-719.
- [11] R. LeVeque and Z.-L Li, *The immersed interface method for elliptic equations with discontinuous coefficients and singular sources*, SIAM J. Numer. Anal. 31 (1994), no. 4, 1019-1044.
- [12] Z. Li, *The Immersed Interface Method A Numerical Approach for Partial Differential Equations with Interfaces*, PhD thesis, University of Washington, 1994
- [13] Y. Liu and Y. Mori, *Properties of discrete delta functions and local convergence of the immersed boundary method*, SIAM J. Numer. Anal. 50 (2012), no. 6, 2986-3015.
- [14] A. Mayo, *The fast solution of Poisson's and the biharmonic equations on irregular regions*, SIAM J. Numer. Anal. 21 (1984), no. 2, 285-299.
- [15] A. Mayo, *Fast high-order accurate solution of Laplace's equation on irregular regions*, SIAM J. Sci. Statist. Comput. 6 (1985), no. 1, 144-157.
- [16] A. Mayo and A. Greenbaum, *Fast parallel iterative solution of Poisson's and the biharmonic equations on irregular regions*, SIAM J. Sci. Statist. Comput. 13 (1992), no. 1, 101-118.
- [17] Y. Mori, *Convergence proof of the velocity field for a Stokes flow immersed boundary method*, Comm. Pure Appl. Math. 61 (2008), no. 9, 1213-1263.
- [18] C.S. Peskin, *Numerical analysis of blood flow in the heart*, J. Computational Phys. 25 (1977), no. 3, 220-252.
- [19] C.S. Peskin and B.F. Printz, *Improved volume conservation in teh computation of flows with immersed elastic boundaries*, J. Comput. Phys., 105, 33–46,1993.
- [20] R. Rannacher and R. Scott, *Some optimal error estimates for piecewise linear finite element approximations*, Math. Comp. 38 (1982), no. 158, 437-445.
- [21] P.-A. Raviart and J.-A. Thomas *A mixed finite element method for 2nd order elliptic problems*, Mathematical aspects of finite element methods (Proc. Conf., Consiglio Naz. delle Ricerche (C.N.R.), Rome, 1975), pp. 292-315. Lecture Notes in Math., Vol. 606, Springer, Berlin, 1977.
- [22] A. H. SCHATZ AND L. B. WAHLBIN, *Interior maximum-norm estimates for finite element methods. II*, Math. Comp. 64 (1995), no. 211, 907-928.
- [23] R. SCOTT AND S. ZHANG, *Finite element interpolation of nonsmooth functions satisfying boundary conditions*, Math. Comp. 54 (1990), no. 190, 483-493.

¹ DIVISION OF APPLIED MATHEMATICS, BROWN UNIVERSITY, PROVIDENCE, RI 02912, USA
 E-mail address: ¹johnny_guzman@brown.edu

² DIVISION OF APPLIED MATHEMATICS, BROWN UNIVERSITY, PROVIDENCE, RI 02912, USA
E-mail address: ²`manuel_sanchez_uribe@brown.edu`

³ DEPARTMENT OF MATHEMATICAL SCIENCES AT WORCESTER POLYTECHNIC INSTITUTE, 100 INSTITUTE ROAD, WORCESTER, MA 01609, USA AND INSTITUTO NACIONAL DE MATEMÁTICA PURA E APLICADA (IMPA), ESTRADA DONA CASTORINA 110, CEP 22460-320, RIO DE JANEIRO, BRAZIL.
E-mail address: ²`msarkis@wpi.edu`