

The Form of Swarms: A Primer of Swarm Equilibria

Andrew J. Bernoff
Harvey Mudd College

Chad M. Topaz
Macalester College



Andrew J. Bernoff
Harvey Mudd College
ajb@hmc.edu

Chad M. Topaz
Macalester College
ctopaz@macalester.edu

Abstract:

Biological aggregations (swarms) exhibit morphologies governed by social interactions and responses to environment. Starting from a particle model we derive a nonlocal PDE, known as the aggregation equation, which describes evolving population density. The solutions to the aggregation equation can exhibit a variety of behaviors including spreading without bound, concentrating into δ -functions and formation of compactly supported equilibria. We describe some tools for investigating the asymptotic behavior of solutions. We also study equilibria and their stability via the calculus of variations which yields analytical solutions. Finally we present a case study about how these methods can be used to construct a model of locust swarms.

Useful References:

- A. J. Bernoff & C. M. Topaz, “Nonlocal aggregation models: A primer of swarm equilibria.” *SIAM Review* 55 (2013) 709-747. *Note the introduction and epilogue to this paper contain a potentially useful literature review.*
- A. J. Leverentz, C. M. Topaz & A. J. Bernoff. “Asymptotic Dynamics of Attractive-Repulsive Swarms,” *SIAM J. Appl. Dyn. Sys.* 8 (2009) 880-908.
- C. M. Topaz, A. J. Bernoff, S. Logan & W. Toolson, “Aggregations, Interactions, and Boundaries: A Minimal Model for Rolling Swarms of Locusts,” *Eur. Phys. J. - Spec. Top.* 157 (2008) 93-109.

Many aggregations have sharp boundaries.



Sinclair, 1977

Plate 3. Wildebeest massing in a grazing front on the Serengeti Plains. March 1973.

Biological question

How are individual behavior and group behavior connected?

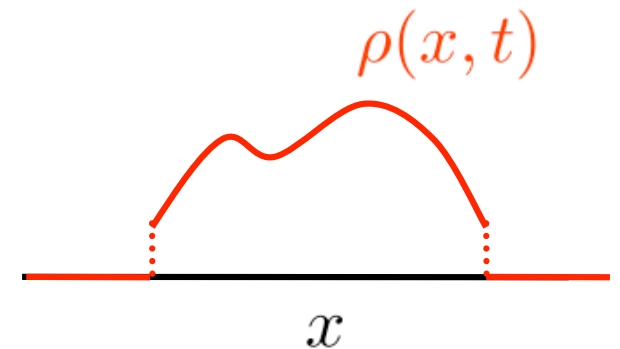
Mathematical question

How do different social interaction kernels affect the (asymptotic) macroscopic behavior of a solution?

A Continuum Model of Swarming

Three Key Ideas:

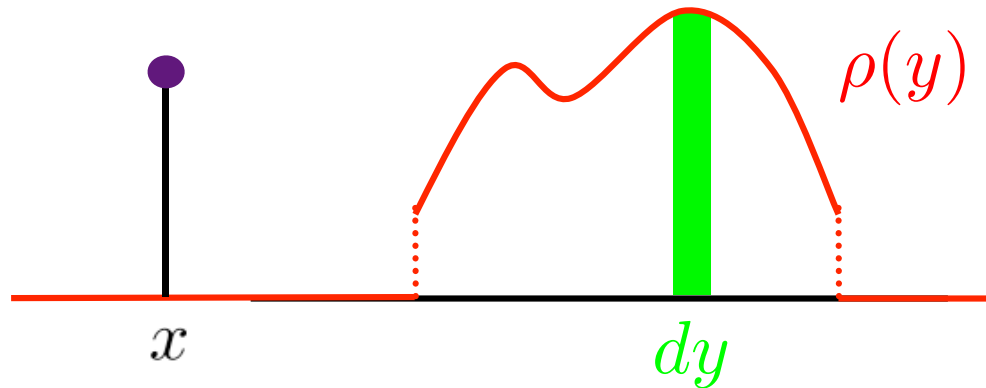
- Continuum model of swarm density, $\rho(x, t)$.
- Individuals interact pairwise and social forces are additive.
 - Repel at short distances (collision avoidance)
 - Attract at longer distances (swarming behavior)
- Kinematic Model (velocity \propto social forces)



Previous Work:

- *Bodnar & Velazquez* (2006) considered well-posedness and blow-up in 1D.
- *Bertozzi & Laurent* (2007) proved axisymmetric blow-up in N-dimensions.
- *Bertozzi & collaborators* (2008 . . .) working on general blow-up in N-dimensions.

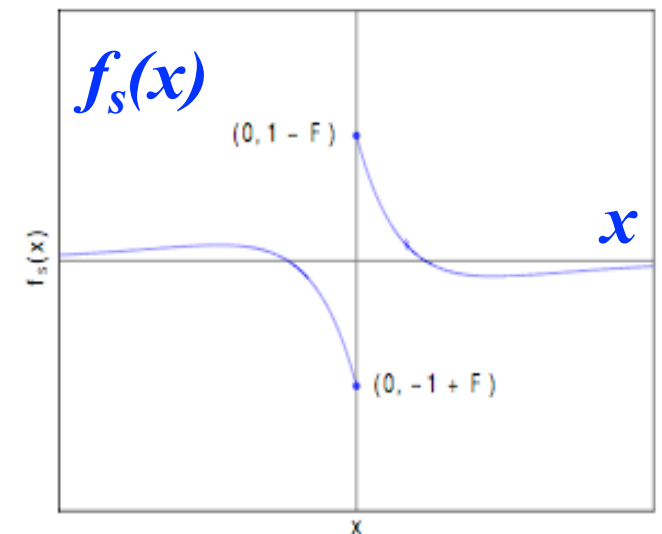
Computing the Velocity



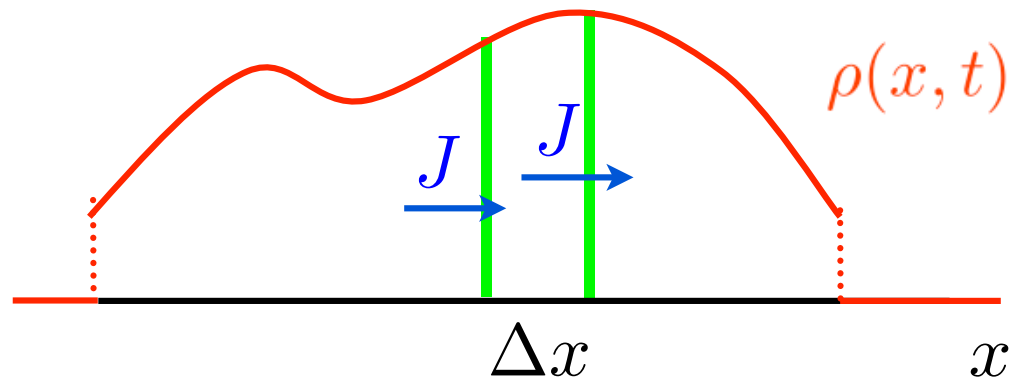
Velocity for a test mass at x from the density $\rho(y)$

$$v(x) = \int_{y=-\infty}^{\infty} f_s(x - y) \rho(y) dy \equiv f_s * \rho$$

Where $f_s(x)$ is the *social force* induced by the mass distribution with density $\rho(y)$.



Conservation of Mass



The flux, J , is given by:

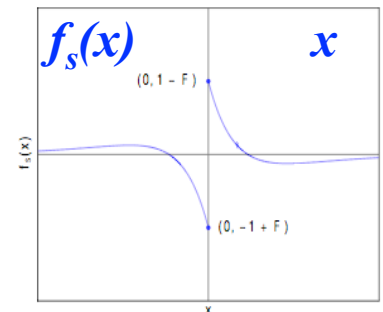
$$J = v\rho$$

So the equation of conservation of mass is:

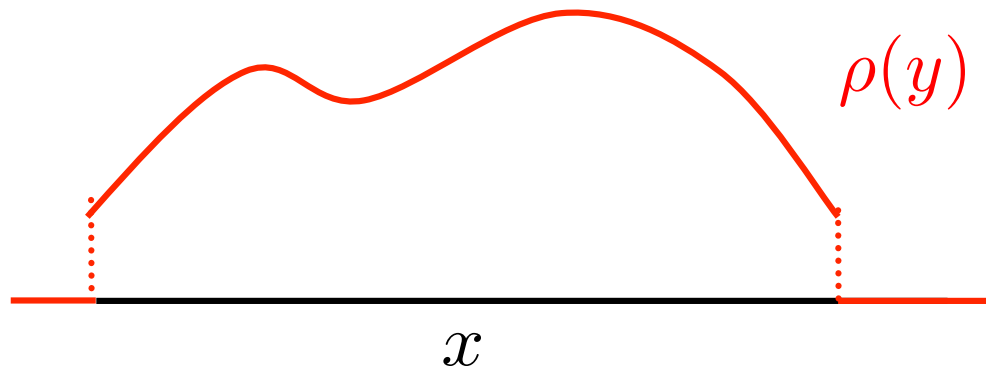
$$\frac{\partial \rho}{\partial t} + \frac{\partial J}{\partial x} = 0 \quad \Rightarrow \quad \rho_t + (v\rho)_x = 0$$

And the velocity is given by

$$v = \int_{-\infty}^{\infty} f_s(x-y)\rho(y) dy \equiv f_s * \rho$$



Conservation of Mass



The flux, J , is given by:

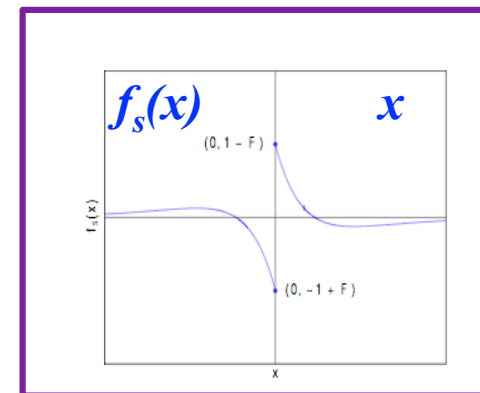
$$J = v\rho$$

So the equation of conservation of mass is:

$$\frac{\partial \rho}{\partial t} + \frac{\partial J}{\partial x} = 0 \quad \Rightarrow \quad \rho_t + (v\rho)_x = 0$$

And the velocity is given by

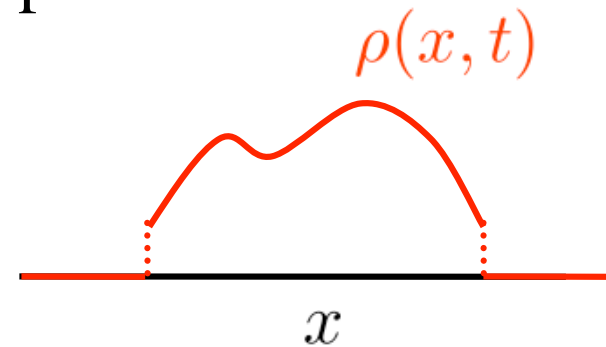
$$v = \int_{-\infty}^{\infty} f_s(x-y)\rho(y) dy \equiv f_s * \rho$$



Continuum vs. Discrete

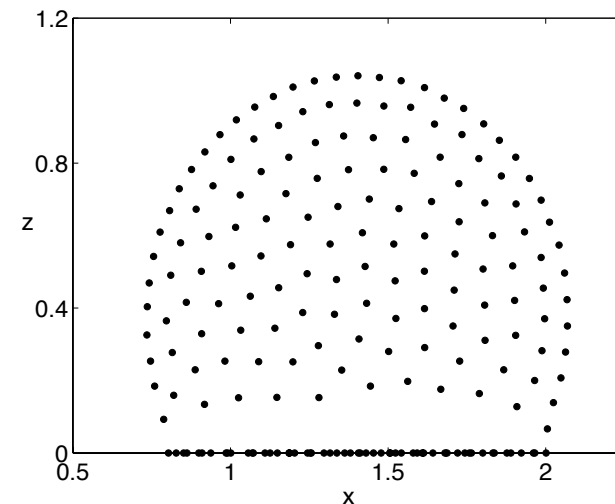
Continuum Model:

- 🤔 Difficult to simulate, particularly, in higher dimensions
- 😊 Simulation difficulty independent of number of particles.
- 😐 Relationship to biology not always clear.
- 😊 Much better tools for analysis



Discrete Model:

- 😊 Easy to simulate a small number of particles.
- 😊 Easy to generalize to higher dimensions.
- 😊 Relationship to biology well understood.
- 🤔 Difficult to analyze or find exact solutions.



Meet Andy.

SIAM J. APPLIED DYNAMICAL SYSTEMS
Vol. 8, No. 3

© 2009 Society for Industrial and Applied Mathematics

Asymptotic Dynamics of Attractive-Repulsive Swarms*

Andrew J. Leverentz[†], Chad M. Topaz[‡], and Andrew J. Bernoff[†]



Andy Leverentz
HMC 2008

The Continuum Model (1D)

$$\rho_t + (\rho v)_x = 0 \quad \text{Conservation of Mass}$$

$$v = \int_{-\infty}^{\infty} f_s(x-y)\rho(y) dy$$

$$\equiv \rho * \underset{\text{.....}}{f_s}$$

Odd

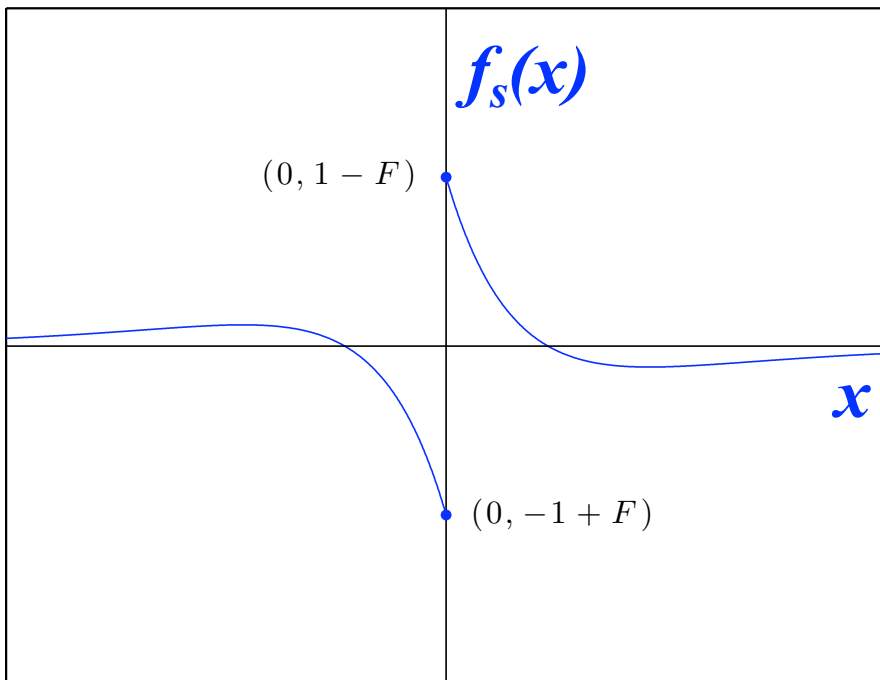
Finite first moment

Cont. & piecewise diff. ($x \neq 0$)

Jump discontinuity ($x = 0$)

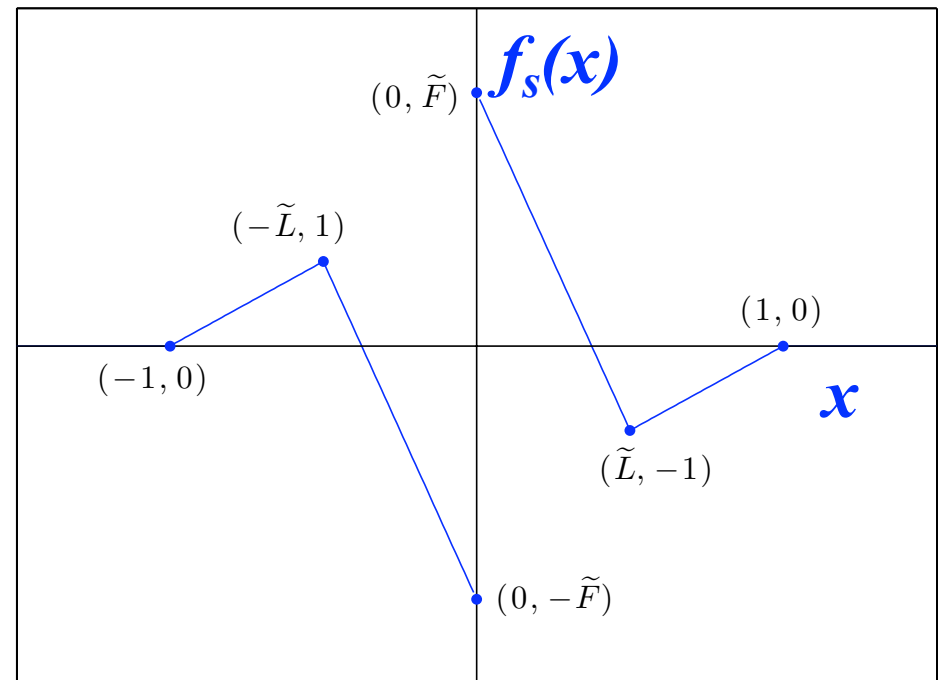
Crosses zero for exactly one $|x|$

Morse Social Force

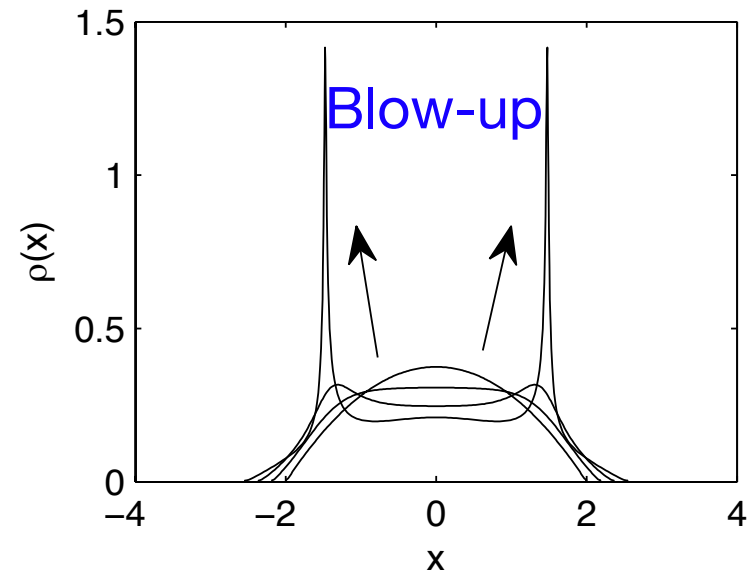
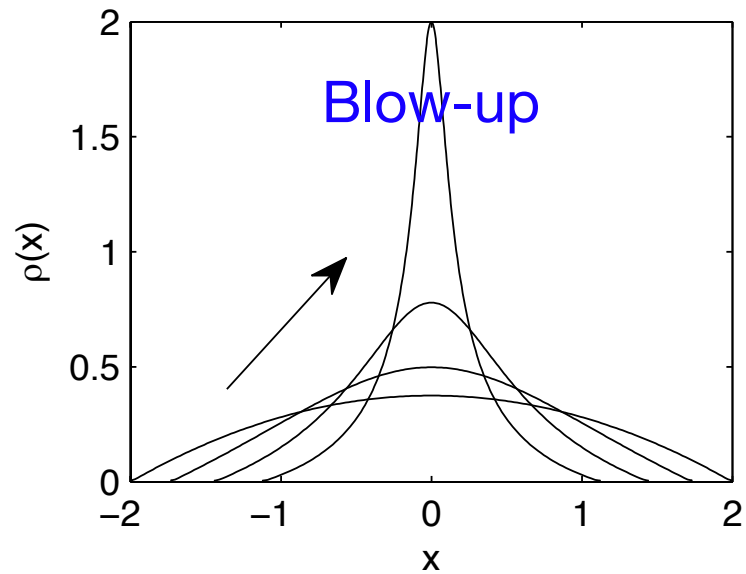
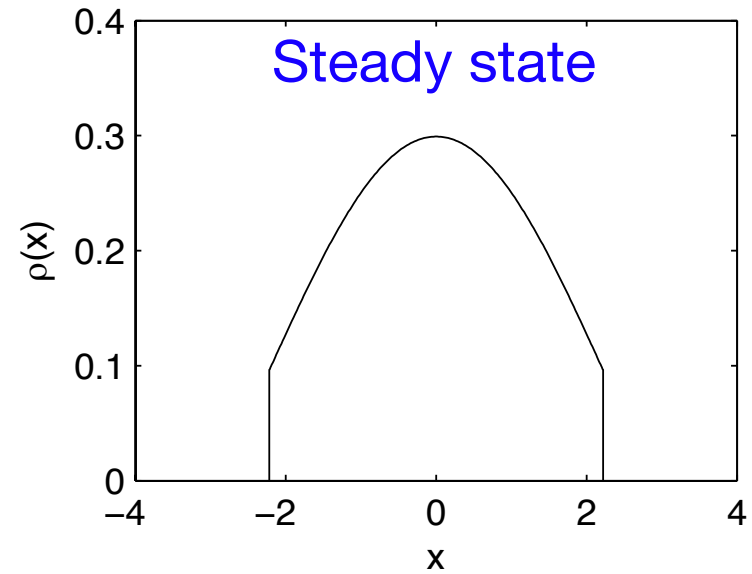
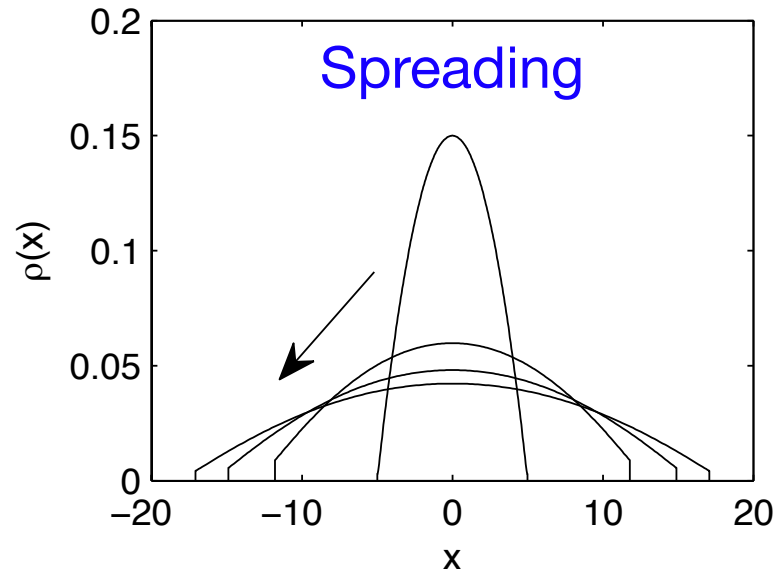


$$f_s(x) = \text{sgn}(x) \left(e^{-x} - F e^{-x/L} \right)$$

Piecewise Linear Social Force

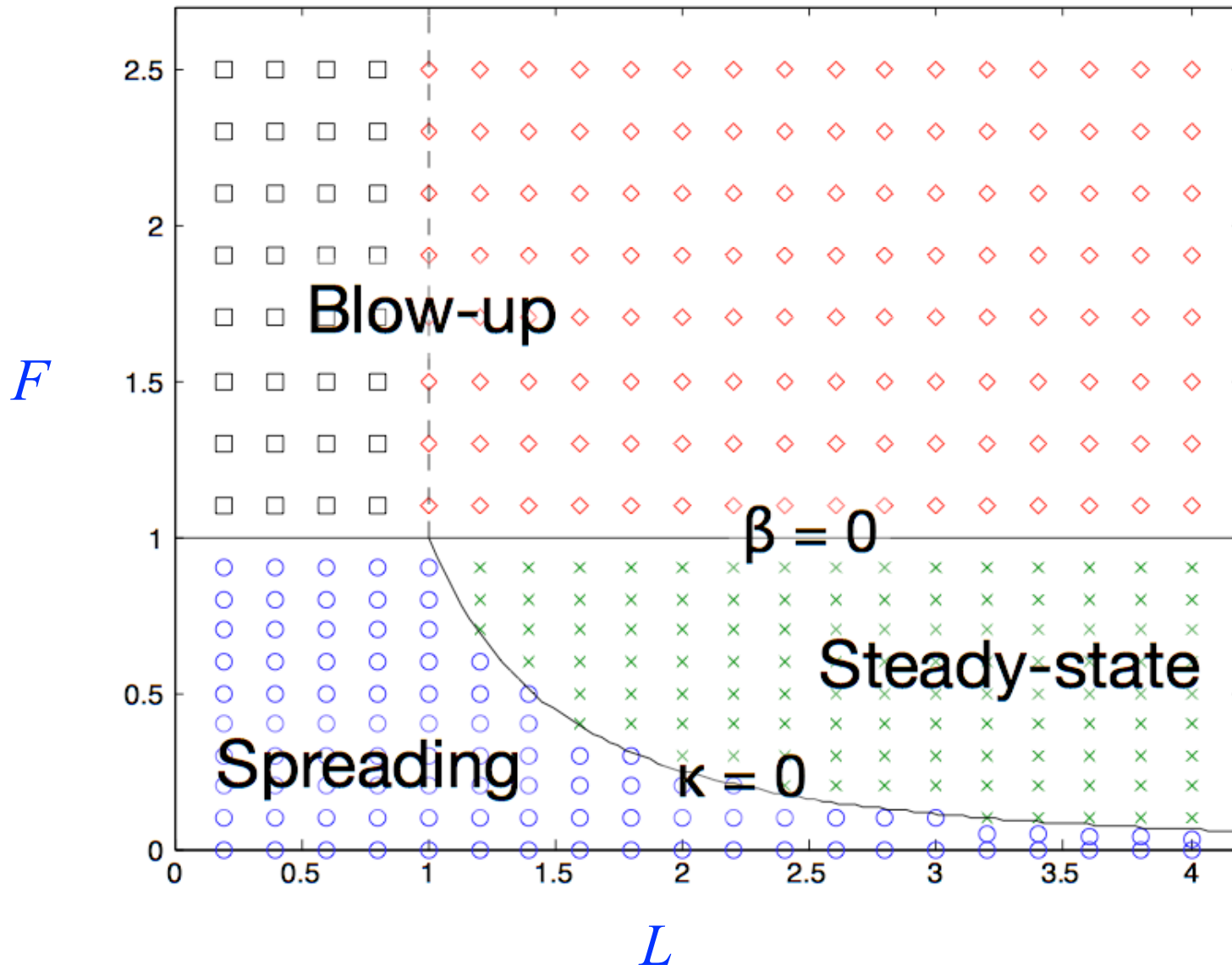


A Menagerie of Behaviors



A Phase Diagram

Morse Social Force: $f_s(x) = \text{sgn}(x) \left(e^{-x} - F e^{-x/L} \right)$



Cumulative Mass Function

Define the cumulative mass function:

$$\psi(x, t) = \int_{-\infty}^x \rho(z, t) dz$$

Where ψ satisfies a wave equation

$$\psi_t + v\psi_x = 0$$

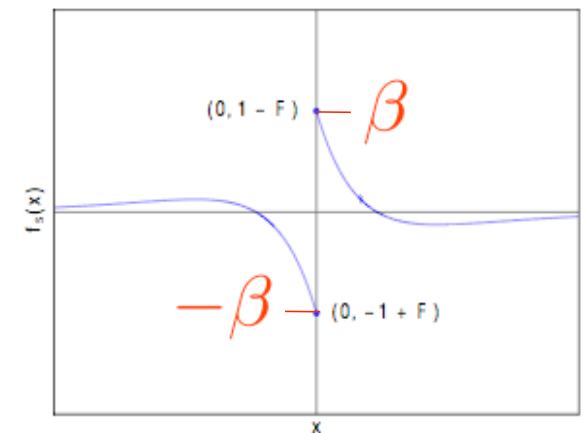
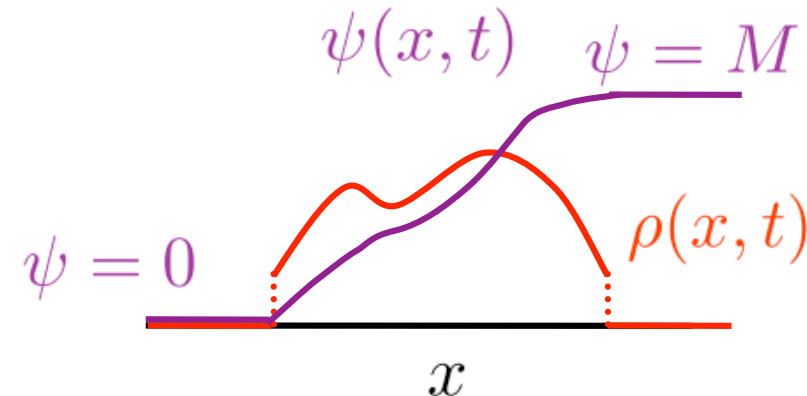
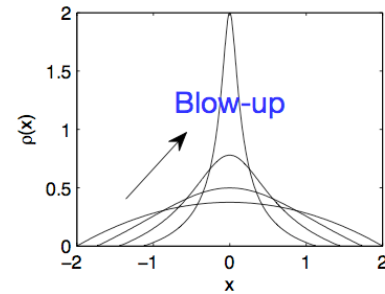
And the velocity can be approximated as

$$v = \int_{-\infty}^{\infty} f_s(x - z)\rho(z) dz$$

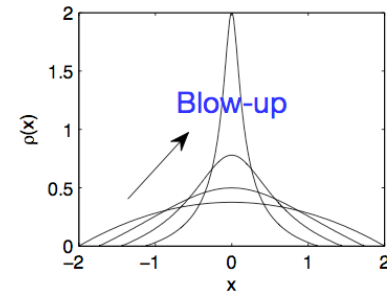
$$\approx \beta\psi + \text{“regular”}$$

Where $\beta = f_s(0^+)$

Note that as the density is positive, ψ , is increasing.



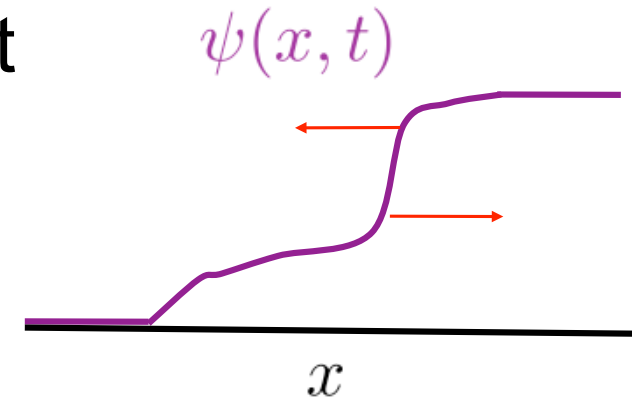
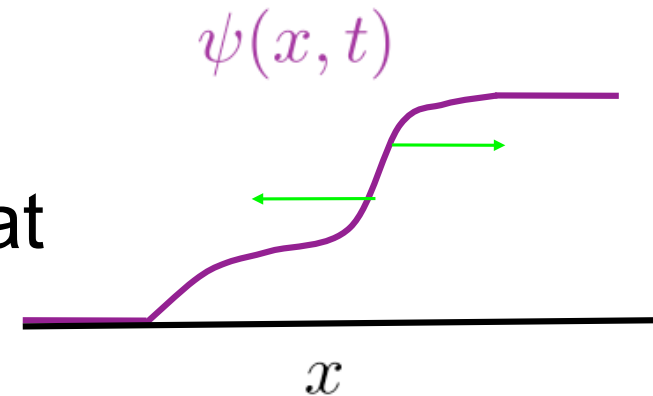
Burger's Equation



The dynamics are dominated by

$$\psi_t + \beta\psi\psi_x \approx 0 \quad \beta = f_s(0^+)$$

- If $\beta > 0$ social forces are **repulsive** at small distances and density is bounded for all t.
- If $\beta < 0$ social forces are **attractive** at small distances and ψ will form a shock.



But as $\rho = \psi_x$

Shocks = Density δ -functions!!

Spreading Swarms

Expand velocity at long lengthscales:

$$v = \int_{-\infty}^{\infty} f_s(x-y)\rho(y) dy$$

$$\approx -\kappa\rho_x$$

Where κ is the first moment

$$\kappa = \int_0^{\infty} z f_s(z) dz$$

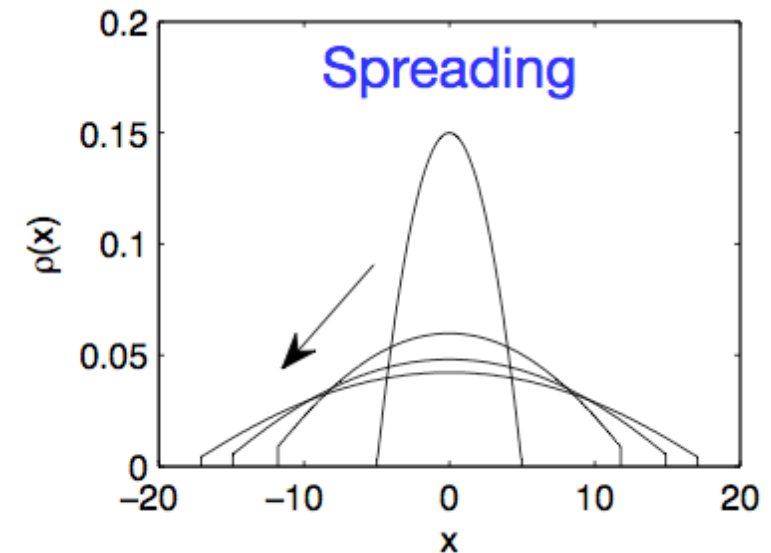
Substitute into C of M,

$$\rho_t + (\rho v)_x = 0$$

to yield the porous media equation,

$$\rho_t = \kappa(\rho\rho_x)_x$$

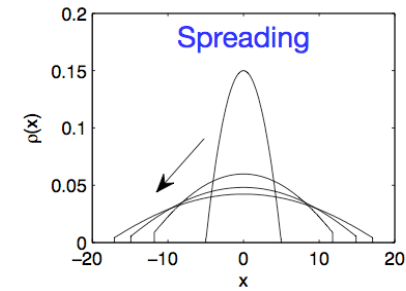
which has spreading solutions for $\kappa < 0$.



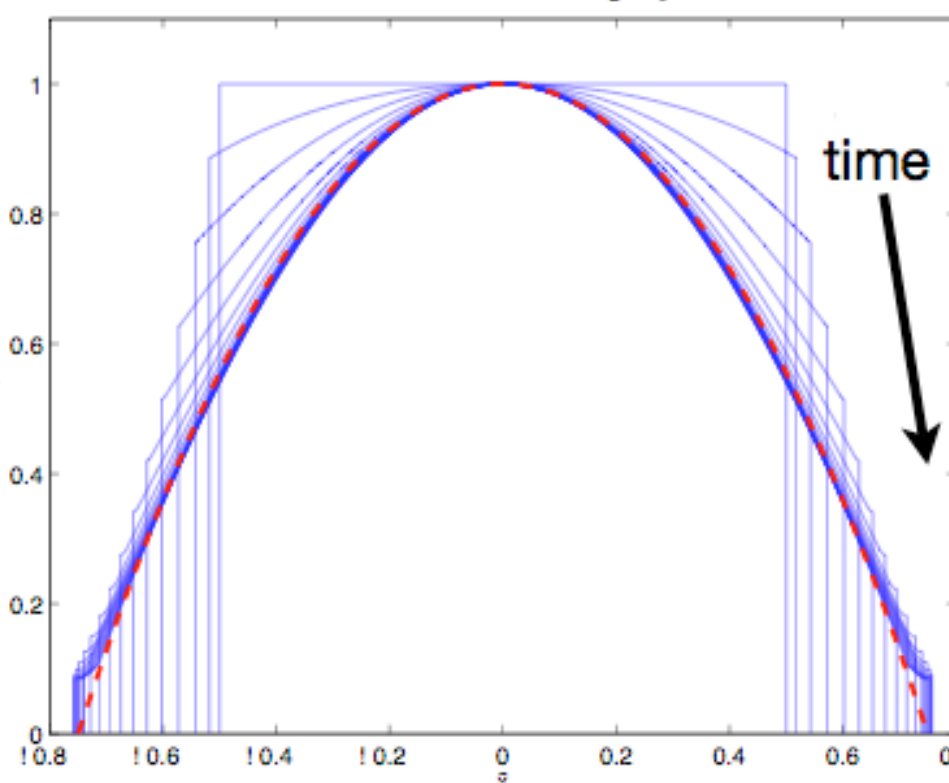
$$\rho(x,t) = \frac{3^{1/3}M^{2/3}}{4[\kappa(t-t_0)]^{1/3}} \left[1 - \left(\frac{x-x_0}{[9M\kappa(t-t_0)]^{1/3}} \right)^2 \right]_+$$

Barenblatt Solution

Barenblatt Solution

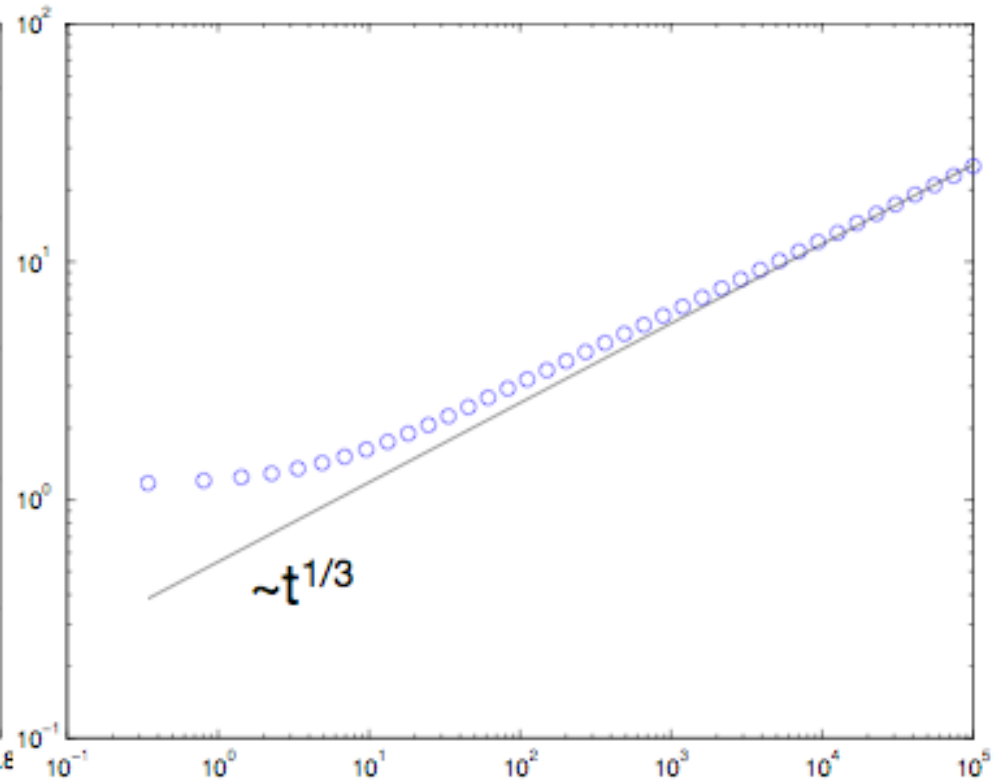


Rescaled density profile



Rescaled Density Approaches
Barenblatt Solution

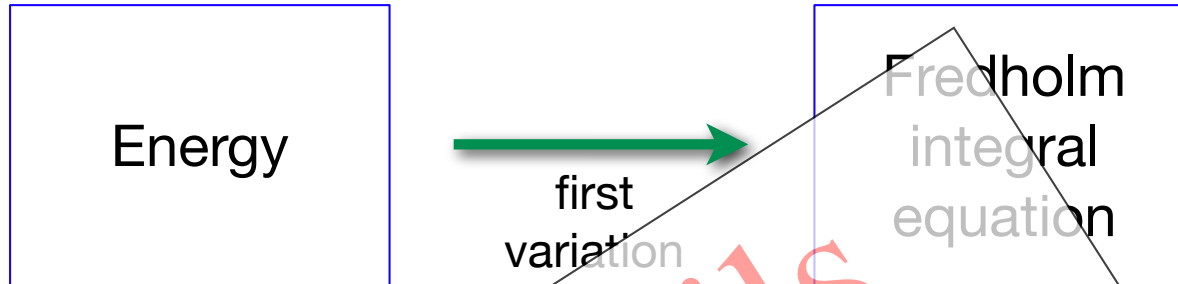
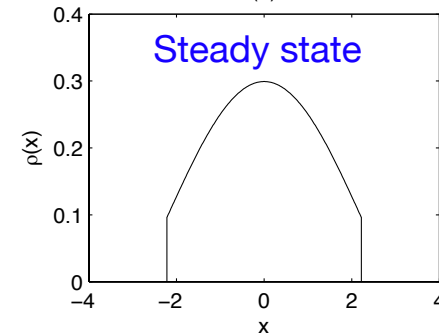
RMS width vs. time



RMS width has proper
time dependence

Finding Steady States

When $\beta > 0$, $\kappa < 0$ we expect steady solutions.



Fredholm Integral Equation

Mass Constraint

$$\int_{\alpha}^{\beta} V(|z - z'|) \rho(z') dz' = \lambda$$

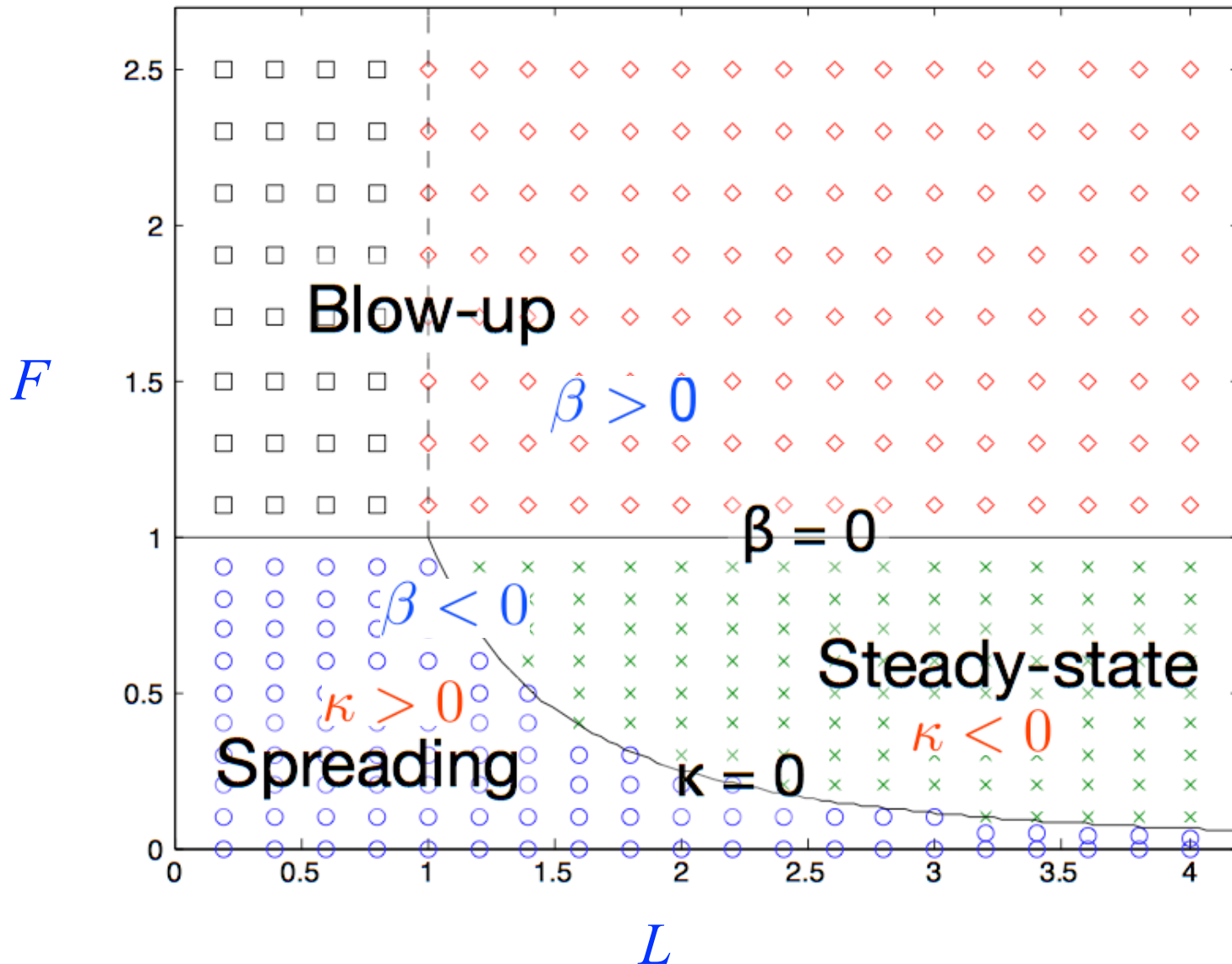
$$\int_{\alpha}^{\beta} \rho(z') dz' = M$$

Where $\alpha < z < \beta$ is the support of the solution

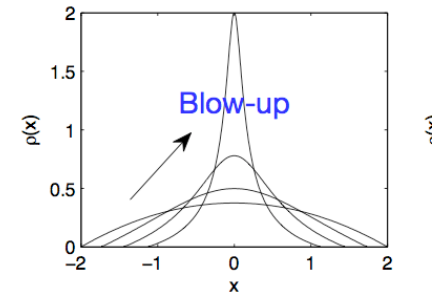
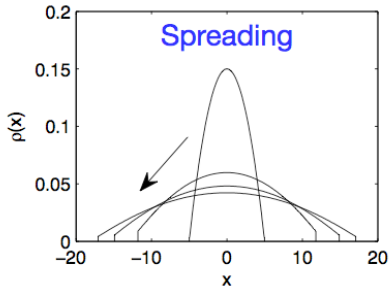
Details
Coming
Later

Phase Diagram Revisited

Morse Social Force: $f_s(x) = \text{sgn}(x) \left(e^{-x} - F e^{-x/L} \right)$



Some conclusions



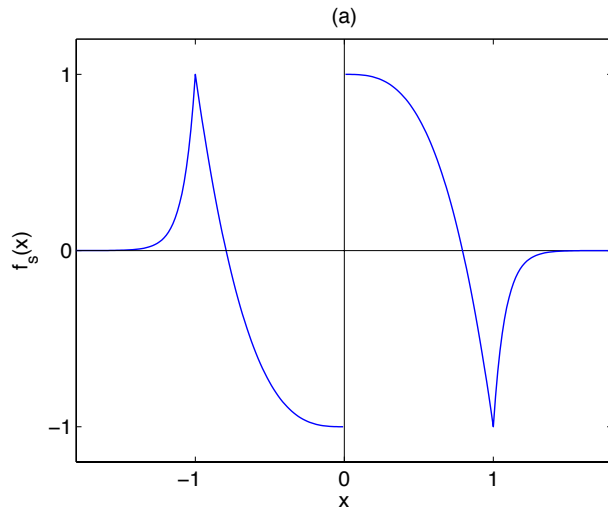
- Repulsion (attraction) at the origin suppresses (causes) **blow-up** and density concentrations.
- First moment governs **spreading** at long lengthscales. Spreading governed by porous media equation.
- **Steady states** can be found via integral equations.

Open Questions

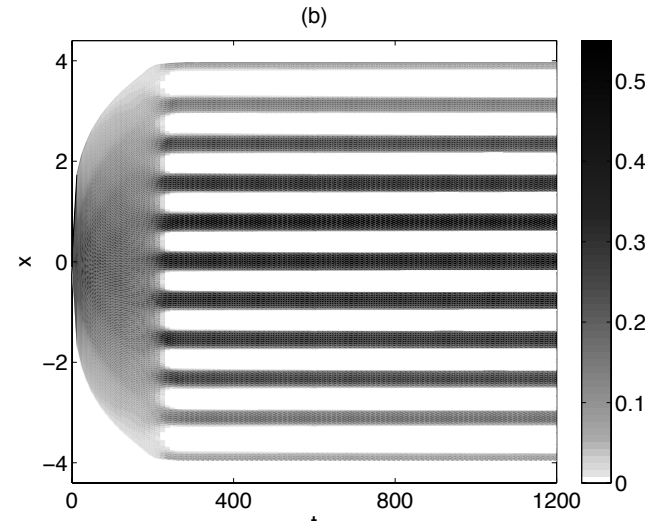
- Necessary and sufficient conditions for **spreading** and convergence to Barenblatt solution.

A fly in the ointment . . .

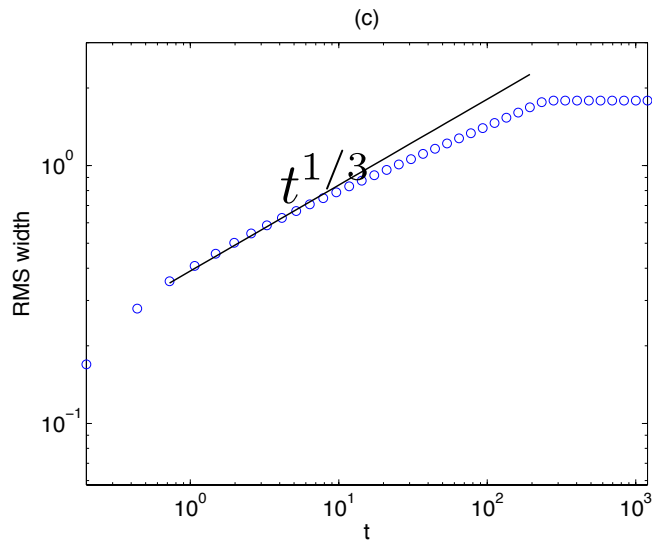
This potential has $\beta > 0$, $\kappa > 0$ which suggests spreading



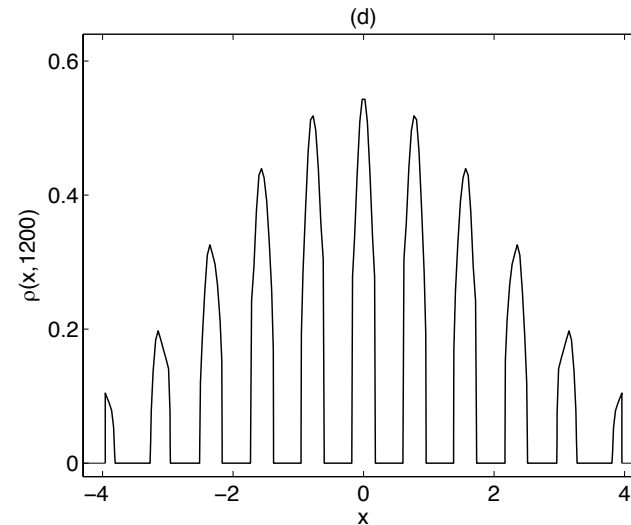
Social Force



Density Plot



RMS Width

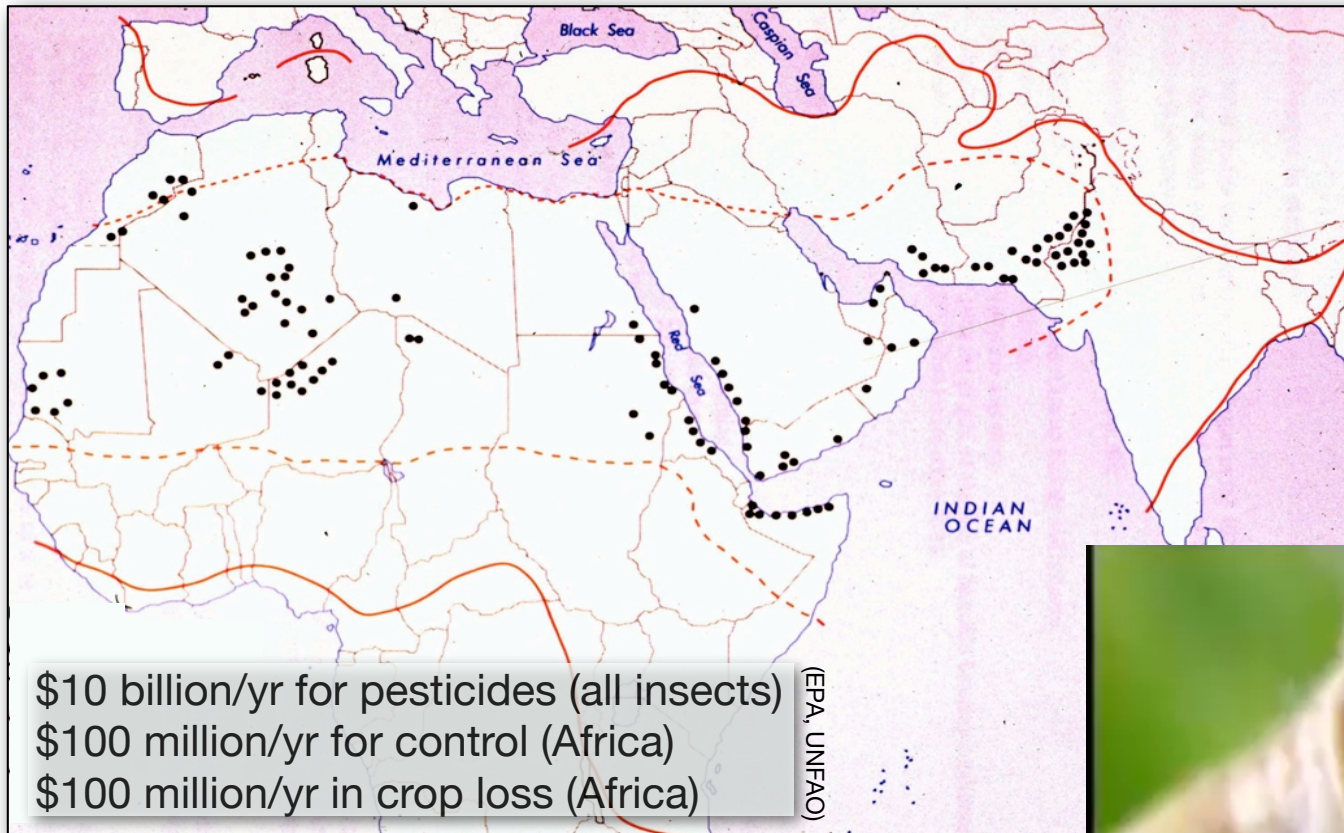


Final Steady State

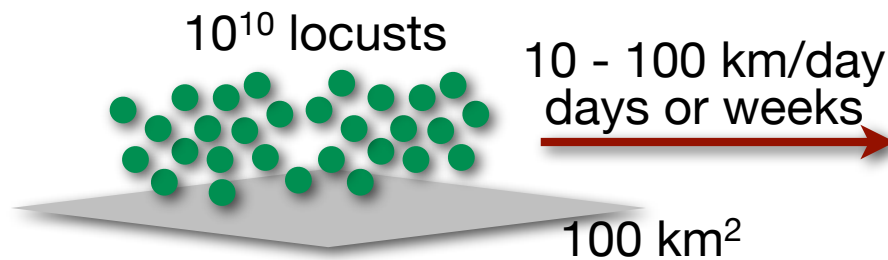
Let's focus on locusts . . .



Locusts form giant, destructive swarms.



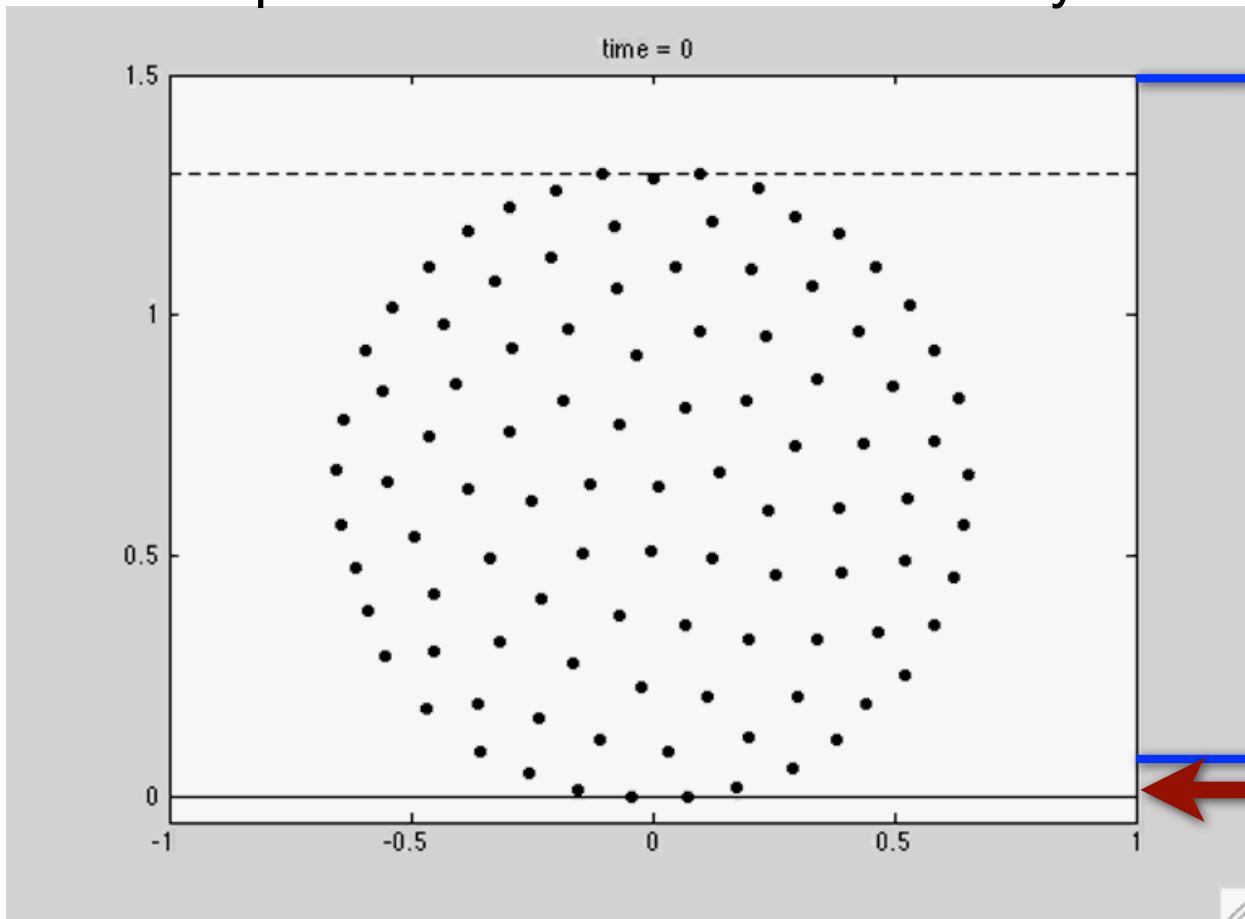
National Geographic,
"A Perfect Swarm"



With gravity, swarm forms a bubble.

Catastrophic

Gravity $G = 1$

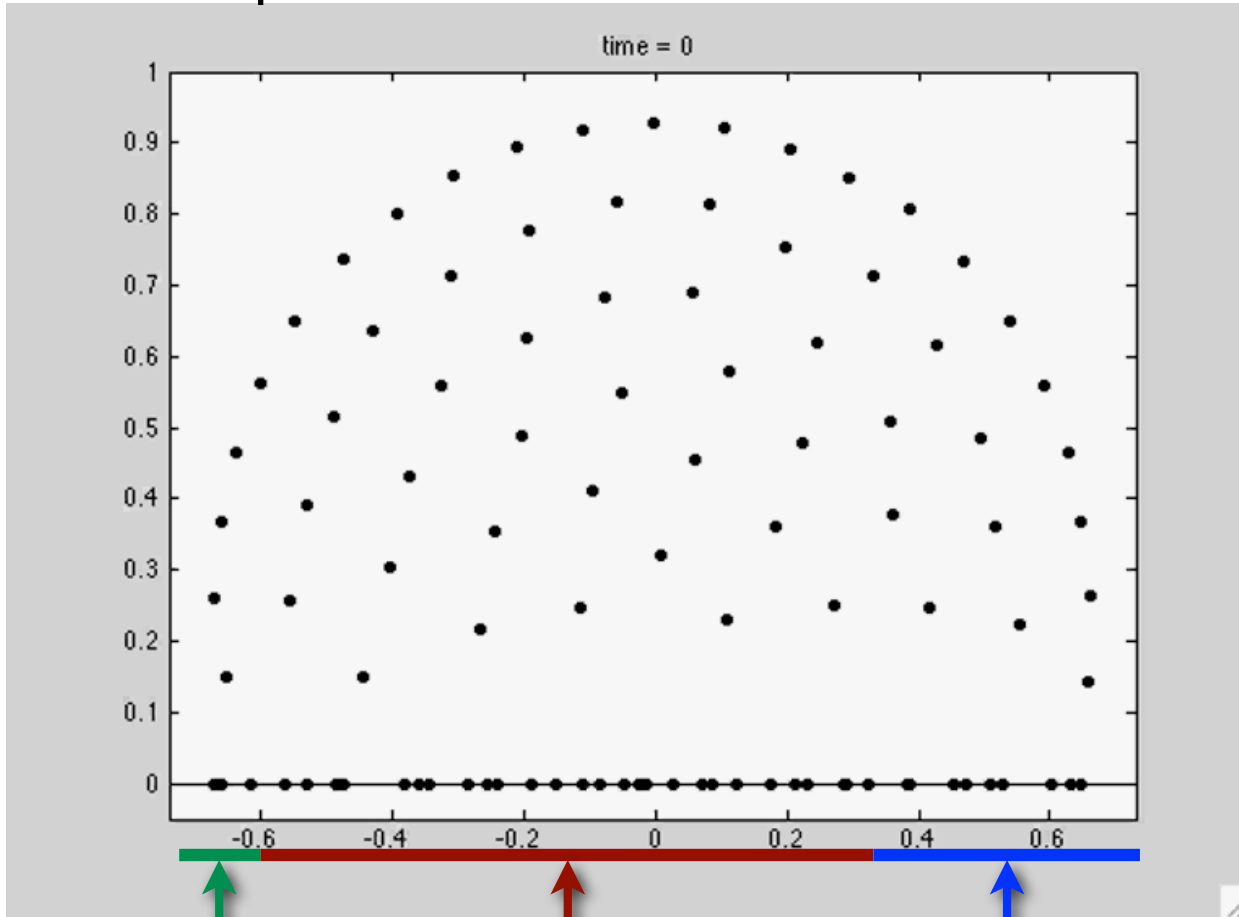


Sticky boundary

With wind, swarms roll

Catastrophic

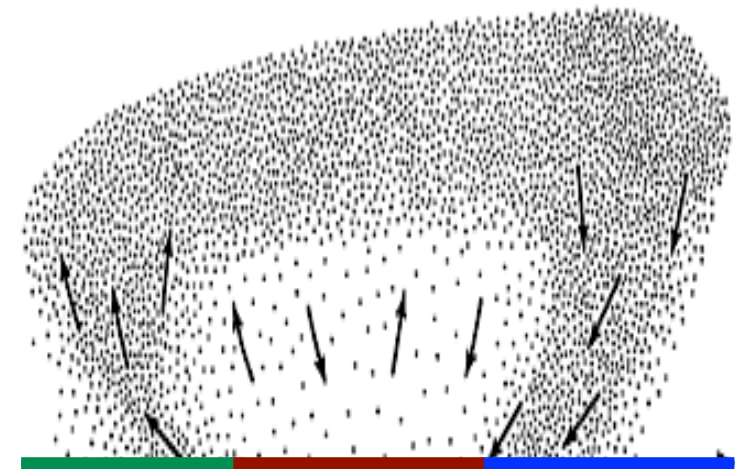
Wind $U = 1$



Takeoff

Resting

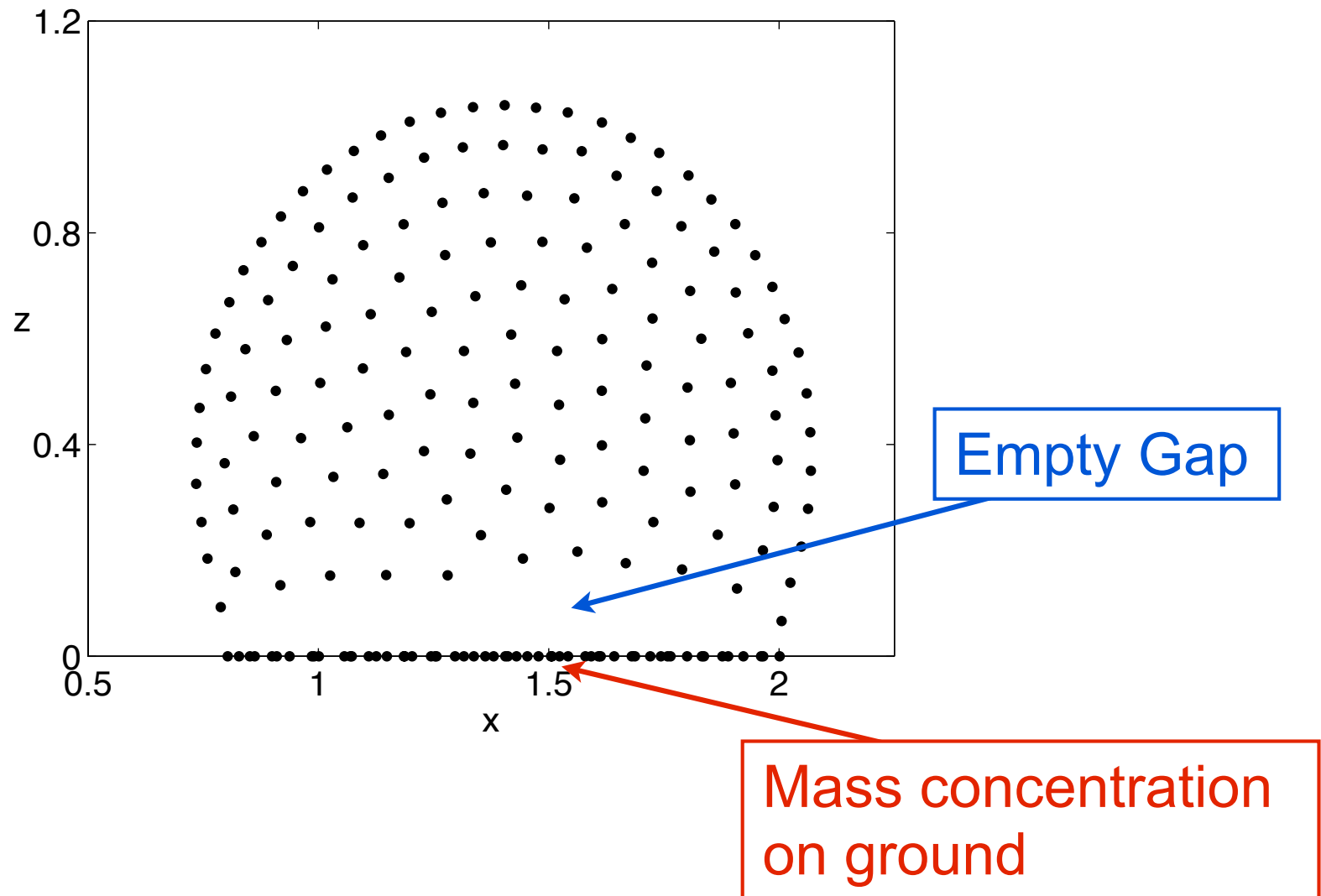
Landing



Uvarov, *Grasshoppers & Locusts* (1977)

Can we explain the swarm morphology?

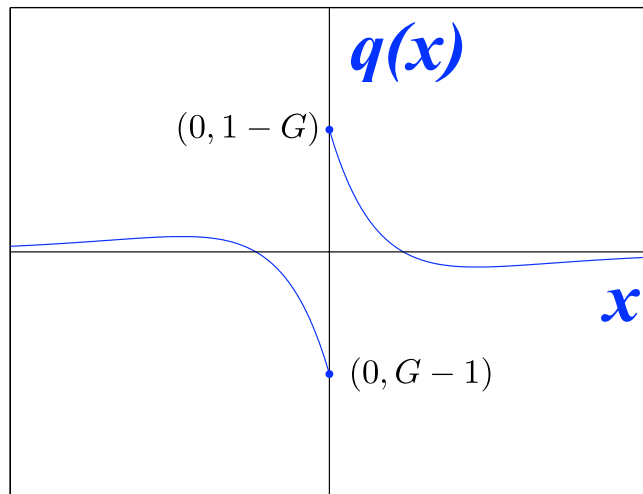
Steady Catastrophic Locust Swarm



A Continuum Swarming Model

Velocity

$$V(x) = \int_{\Omega} \underbrace{q(x-y)\rho(y)}_{\text{Social Force}} dy + \underbrace{f(x)}_{\text{External Force}}$$



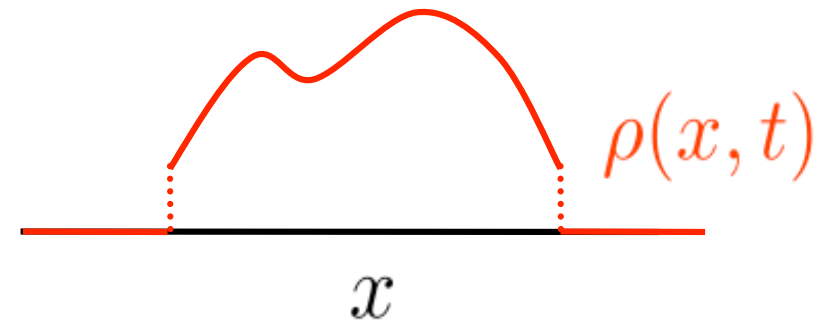
Morse Social Force

$$q(x) = \text{sgn}(x) \left[e^{-x} - Ge^{-x/L} \right]$$

- Pairwise, additive
- Antisymmetric
- Finite first moment
- Jump discontinuity ($x = 0$)

Conservation of Mass

$$\rho_t + (\rho V)_x = 0,$$



- Finite Mass
- Compact Support

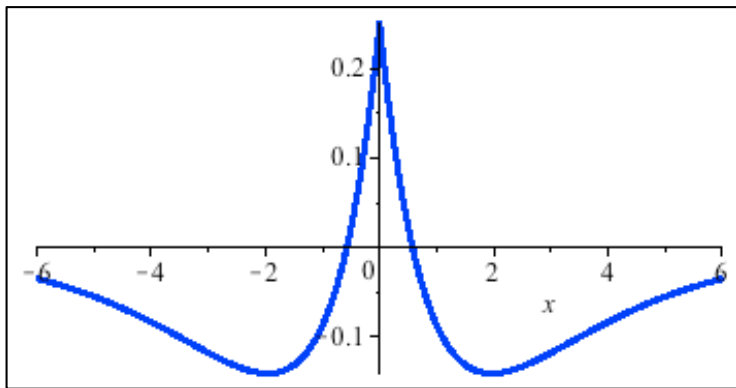
Bodnar & Velasquez (2005, 2006)

Energy for the Continuum Model

Energy

$$W[\rho] = \frac{1}{2} \int_{\Omega} \int_{\Omega} \rho(x)\rho(y)Q(x-y) dx dy + \int_{\Omega} F(x)\rho(x) dx$$

External Potential



Morse Potential

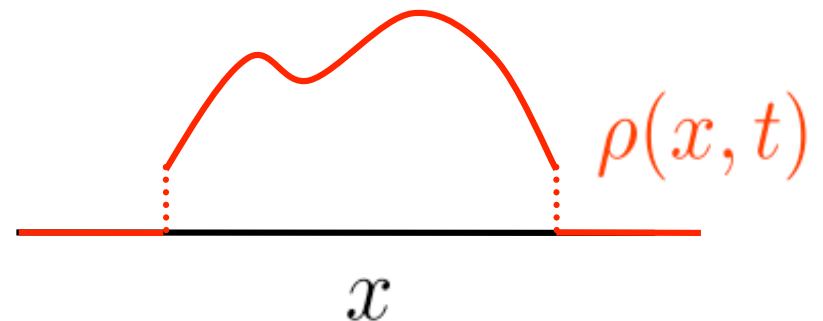
$$Q(x) = e^{-|x|} - GL e^{-|x|/L}$$

- Pairwise, additive [$Q'(x) = -q(x)$, $F'(x) = -f(x)$]
- Repulsive at small x and attractive at large x
- Symmetric
- Pointy at (x = 0)

Energy Dissipation

$$\frac{dW[\rho]}{dt} = - \int_{\Omega} \rho(x) \{V(x)\}^2 dx$$

- Energy dissipated unless equilibrium
- Connection to optimal transport



First Variation and Steady Solutions

Let $\rho(x) = \bar{\rho} + \epsilon \tilde{\rho}(x)$

where $\bar{\rho}$ is a steady solution and $\tilde{\rho}(x)$ is a zero mass perturbation.

Then

$$W[\rho] = W[\bar{\rho}] + \epsilon W_1[\bar{\rho}, \tilde{\rho}] + \epsilon^2 W_2[\tilde{\rho}, \tilde{\rho}],$$

Where the first variation is given by:

$$W_1[\bar{\rho}, \tilde{\rho}] = \int_{\Omega} \tilde{\rho} \left[\int_{\Omega} Q(x-y) \bar{\rho}(y) dy + F(x) \right] dx$$

For the first variation to vanish, in the support of the solution:

$$\int_{\Omega_{\bar{\rho}}} Q(x-y) \bar{\rho}(y) dy + F(x) = \lambda \quad \text{for } x \in \Omega_{\bar{\rho}}.$$

which is a Fredholm Integral Equation.

Constant energy per unit mass

Second Variation and Stability

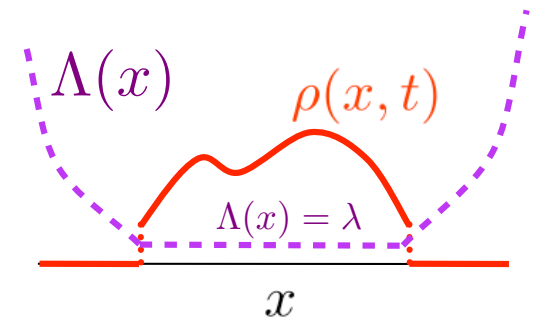
Suppose $\bar{\rho}$ is an equilibrium solution satisfying:

$$\int_{\Omega_{\bar{\rho}}} Q(x-y)\bar{\rho}(y) dy + F(x) = \lambda \quad \text{for } x \in \Omega_{\bar{\rho}}.$$

Then for stability two conditions are sufficient:

I) The energy per unit mass λ minimizes the induced potential, $\Lambda(x)$:

$$\int_{\Omega_{\bar{\rho}}} Q(x-y)\bar{\rho}(y) dy + F(x) = \Lambda(x) \geq \lambda$$



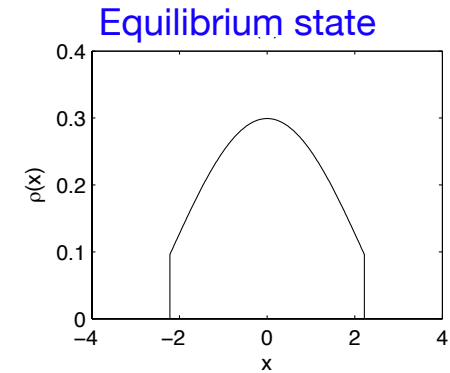
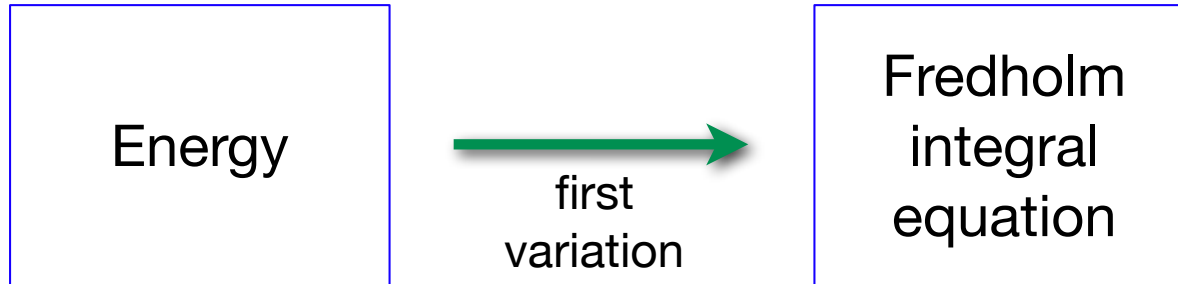
II) Second Variation is positive definite:

$$W_2[\tilde{\rho}, \tilde{\rho}] = \int_{\Omega_{\rho}} \int_{\Omega_{\rho}} Q(x-y)\tilde{\rho}(x)\tilde{\rho}(y) dx dy > 0$$

for zero mass perturbations, $\tilde{\rho}(x)$.

Finding Equilibrium States

Equilibrium solutions satisfy an integral equation



Fredholm Integral Equation

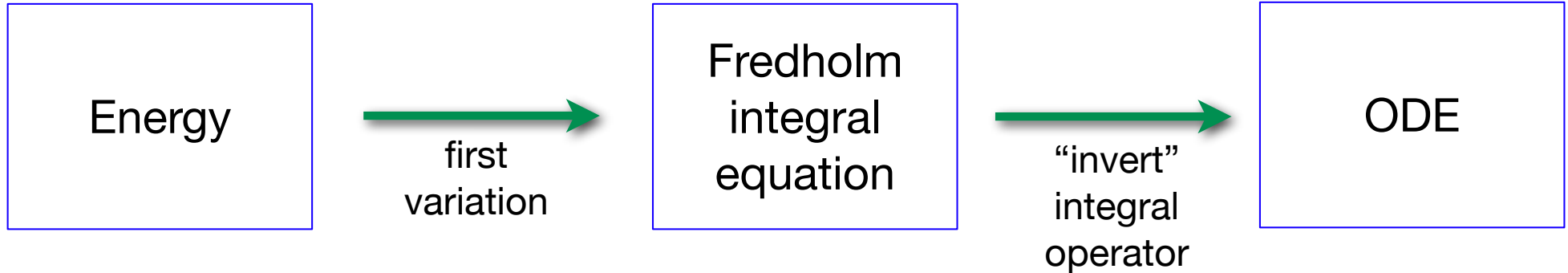
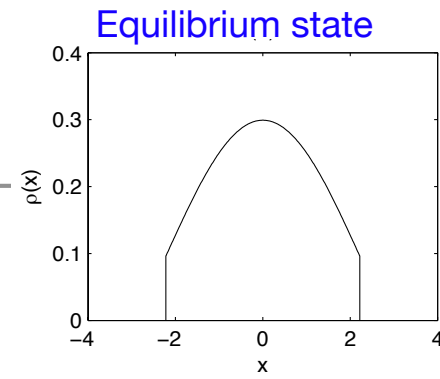
$$\int_{\alpha}^{\beta} Q(x-y)\rho(y) dy = \lambda$$

Mass Constraint

$$\int_{\alpha}^{\beta} \rho(y) dy = M$$

Where $\alpha < z < \beta$ is the support of the solution

Finding Equilibrium States



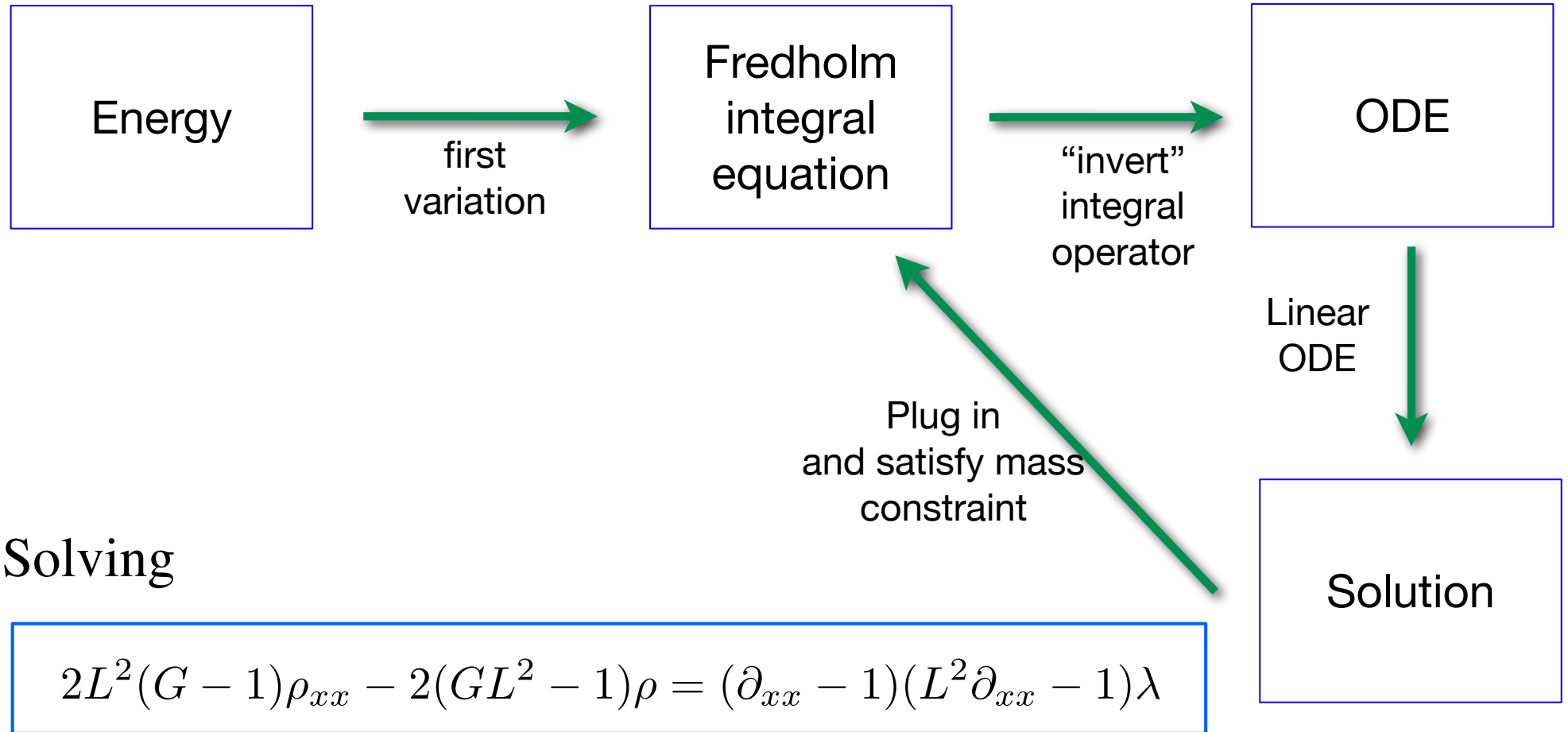
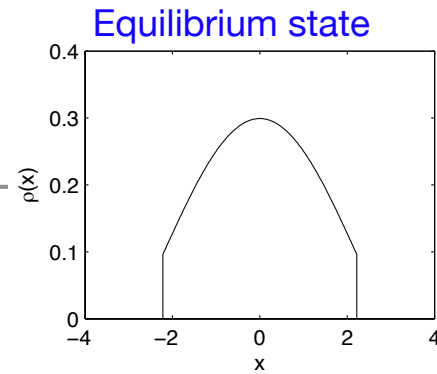
If $Q(x) = e^{-|x|} - GL e^{-|x|/L}$ then

$$(\partial_{xx} - 1)(L^2 \partial_{xx} - 1)Q(x) = 2L^2(G - 1)\delta_{xx} - 2(GL^2 - 1)\delta$$

So applying $(\partial_{xx} - 1)(L^2 \partial_{xx} - 1)$ to $\int_{\alpha}^{\beta} Q(x - y)\rho(y) dy = \lambda$

yields $2L^2(G - 1)\rho_{xx} - 2(GL^2 - 1)\rho = (\partial_{xx} - 1)(L^2 \partial_{xx} - 1)\lambda$

Finding Equilibrium States



Solving

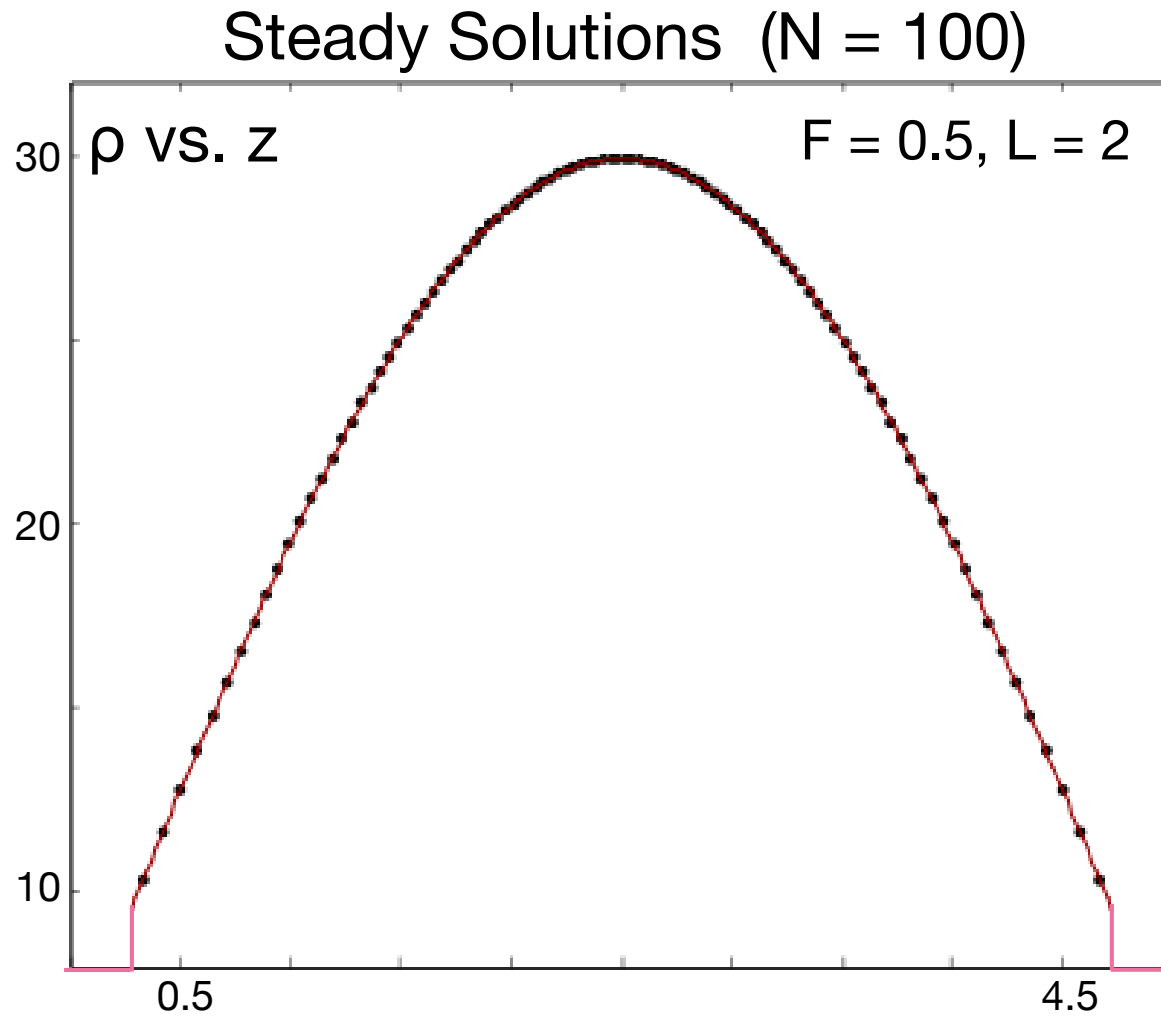
$$2L^2(G - 1)\rho_{xx} - 2(GL^2 - 1)\rho = (\partial_{xx} - 1)(L^2\partial_{xx} - 1)\lambda$$

Yields

$$\rho(z) = \mathbf{A} + \mathbf{B} \cos(\mu z)$$

in the support of the solution.

Continuum solutions agree with discrete (numerical) ones.



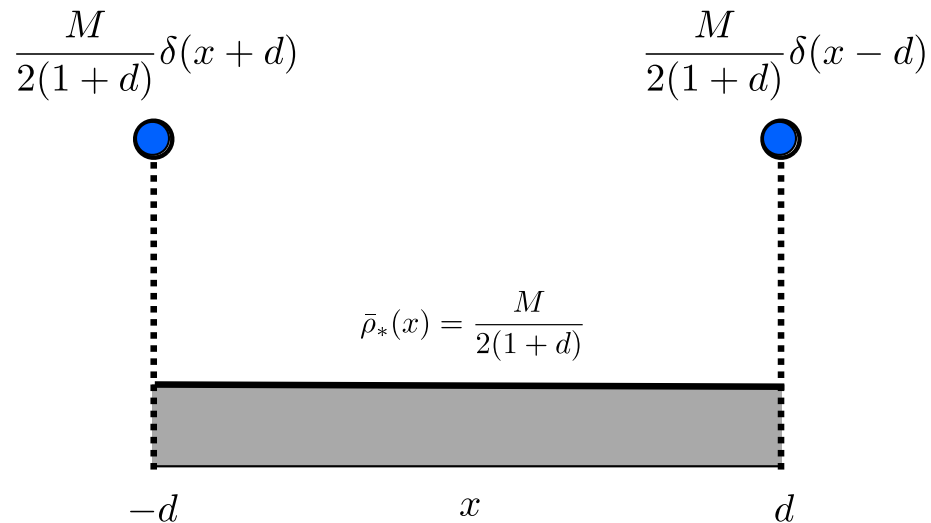
$$\rho(z) = \mathbf{A} + \mathbf{B} \cos(\mu z)$$

A Primer of Swarm Equilibria

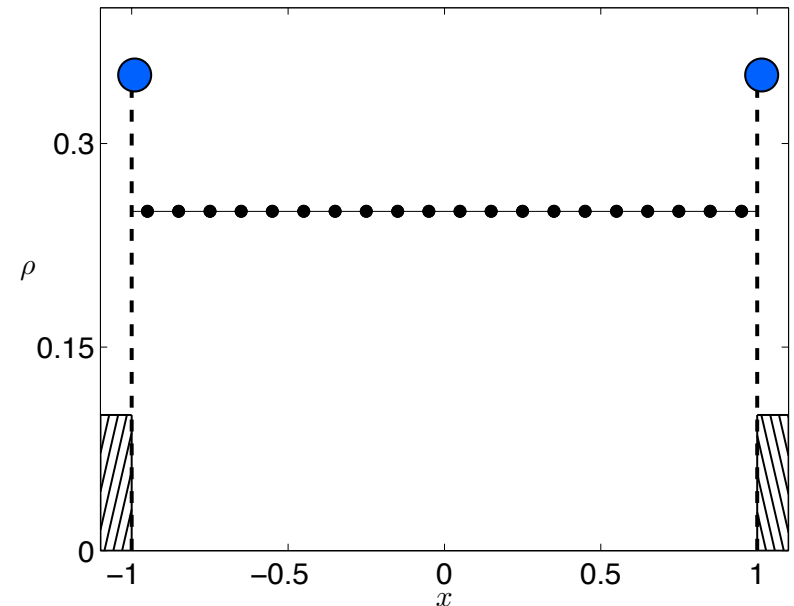


Repulsive Forces on a Finite Interval

- Laplace Repulsive Potential: $Q(x) = e^{-|x|}$
- Finite Interval: $-d < x < d$
- Equipartition of mass between concentrations at the endpoints and classical solution in interior.
- Mass Concentrations can't be found by classical integral equation methods

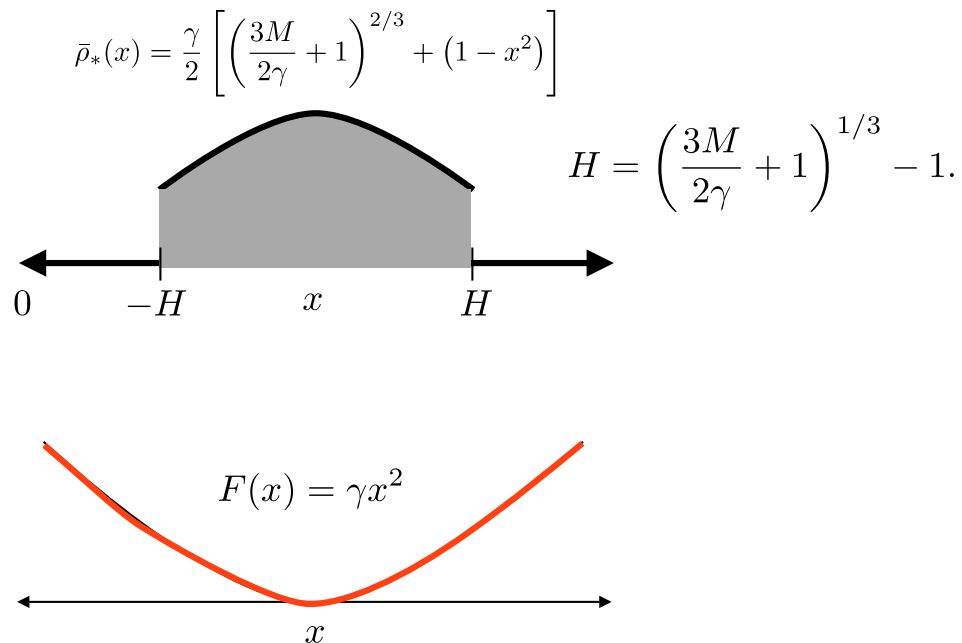


Numerics

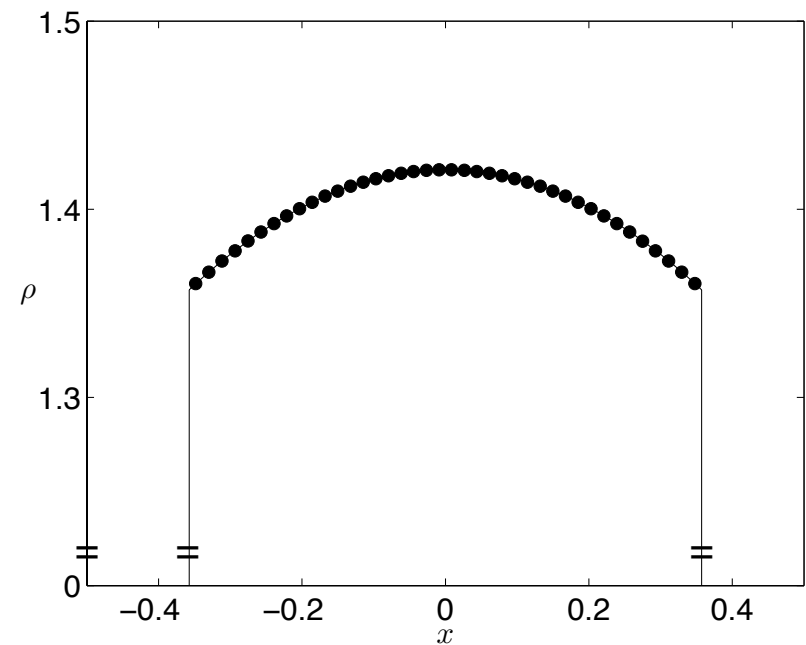


Repulsive Forces in a Quadratic Potential

- Laplace Repulsive Potential: $Q(x) = e^{-|x|}$
- Quadratic external potential: $F(x) = \gamma x^2$
- Solution is compactly supported on $-H < x < H$
- Jump discontinuities at edge of support
- Global energy minimizer.

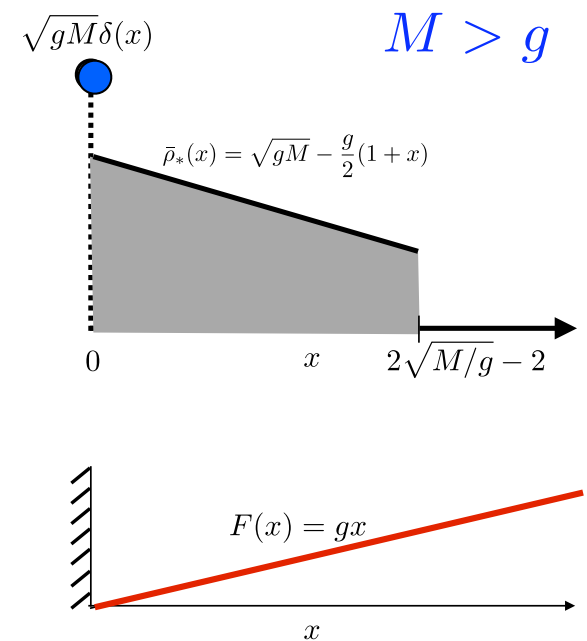
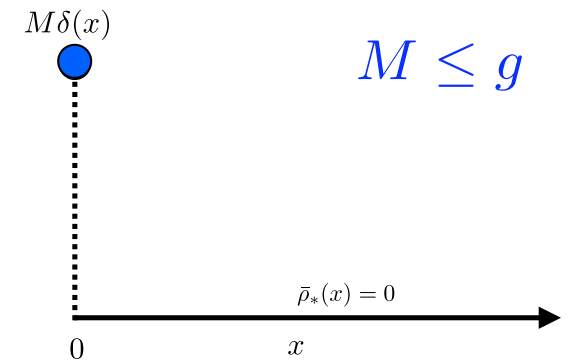


Numerics

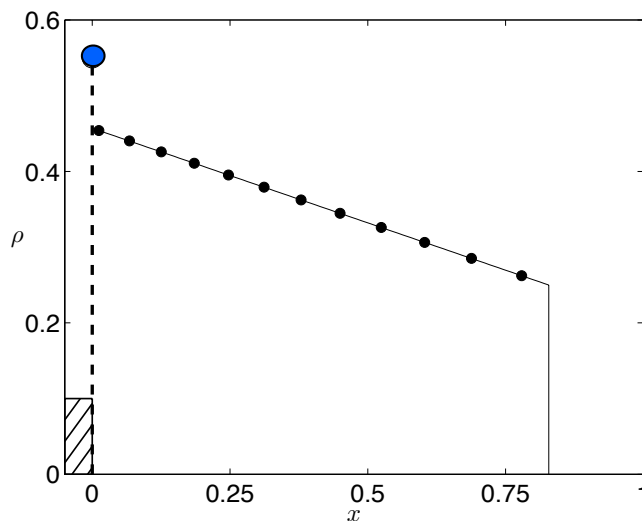


Repulsive forces in a gravitational potential

- Laplace Repulsive Potential: $Q(x) = e^{-|x|}$
- Half line: $0 < x < \infty$
- If $M < g$ all mass concentrates at origin.
- If $M > g$ some mass concentrates at origin and the remainder forms a compact swarm.
- Global minimizer and probably global attractor.



Numerics



As a swarm model:

- Concentration on ground (good) but no gap (bad).

Catastrophic Morse Potential in Free Space

- Morse Potential in catastrophic regime $\epsilon < 0$.
- Solution is compactly supported on $-H < x < H$.
- Width of support independent of mass!!
- Jump discontinuities at edge of support.
- Local energy minimizer.
- Probably a global energy minimizer.

Morse Potential

$$Q(x) = e^{-|x|} - GL e^{-|x|/L}$$

Analytic Solution

$$\bar{\rho}(x) = C \cos(\mu x) - \lambda/\epsilon,$$

$$\epsilon = 2(GL^2 - 1)$$

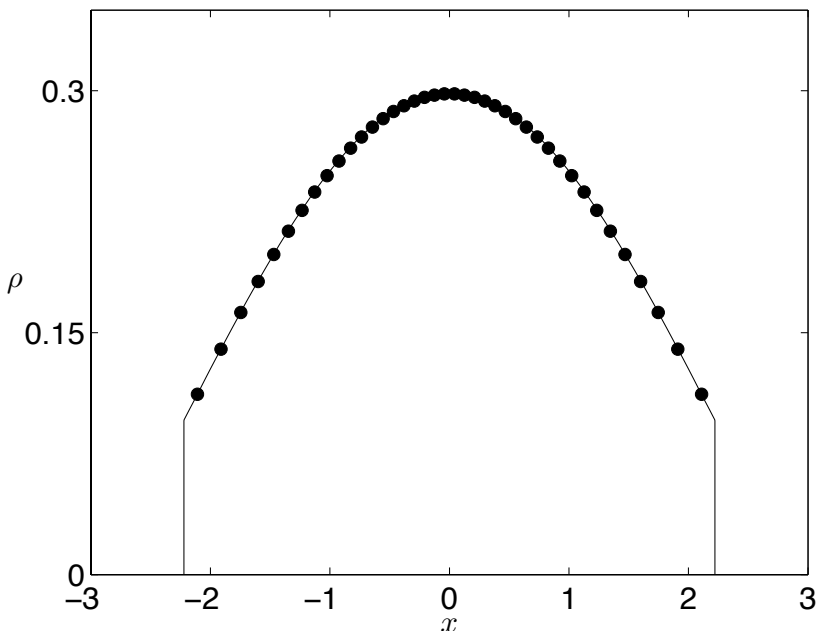
$$\mu = \sqrt{\frac{GL^2 - 1}{L^2(1 - G)}}$$

$$H = \frac{1}{\mu} \cot_{[0, \pi]}^{-1} \left\{ \frac{GL - 1}{\sqrt{(1 - G)(GL^2 - 1)}} \right\},$$

$$C = \frac{M}{2(H + L + 1)} \frac{\sqrt{G}(L^2 - 1)}{L(1 - G)},$$

$$\lambda = \frac{M(1 - GL^2)}{H + L + 1}.$$

Numerics



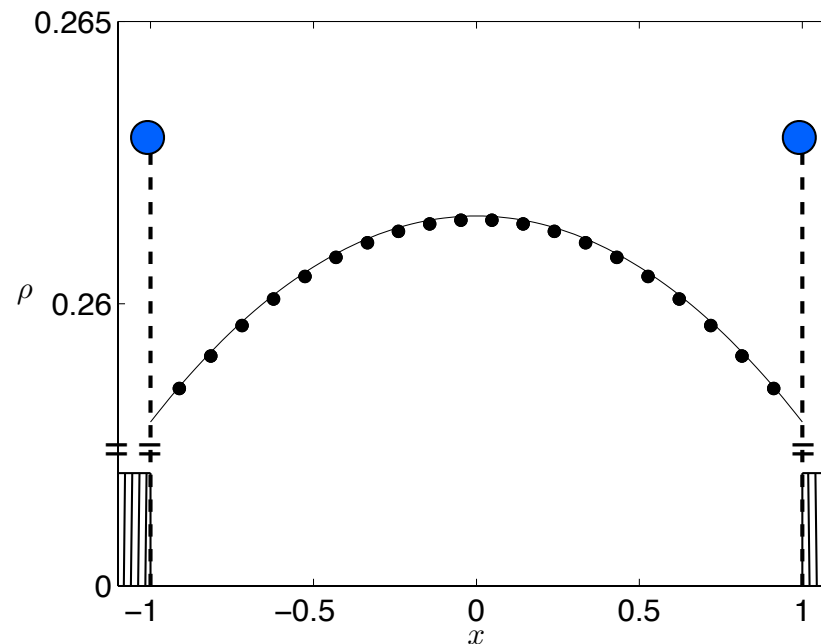
H-Stable Morse Potential on bounded interval

- Morse Potential in H-stable regime.
- No solution in free space (swarm spreads forever).
- Mass concentrations at endpoints of interval.
- Global energy minimizer.
- Probably global attractor.

Morse Potential

$$Q(x) = e^{-|x|} - GL e^{-|x|/L}$$

Numerics



Quasi 2D-Potential

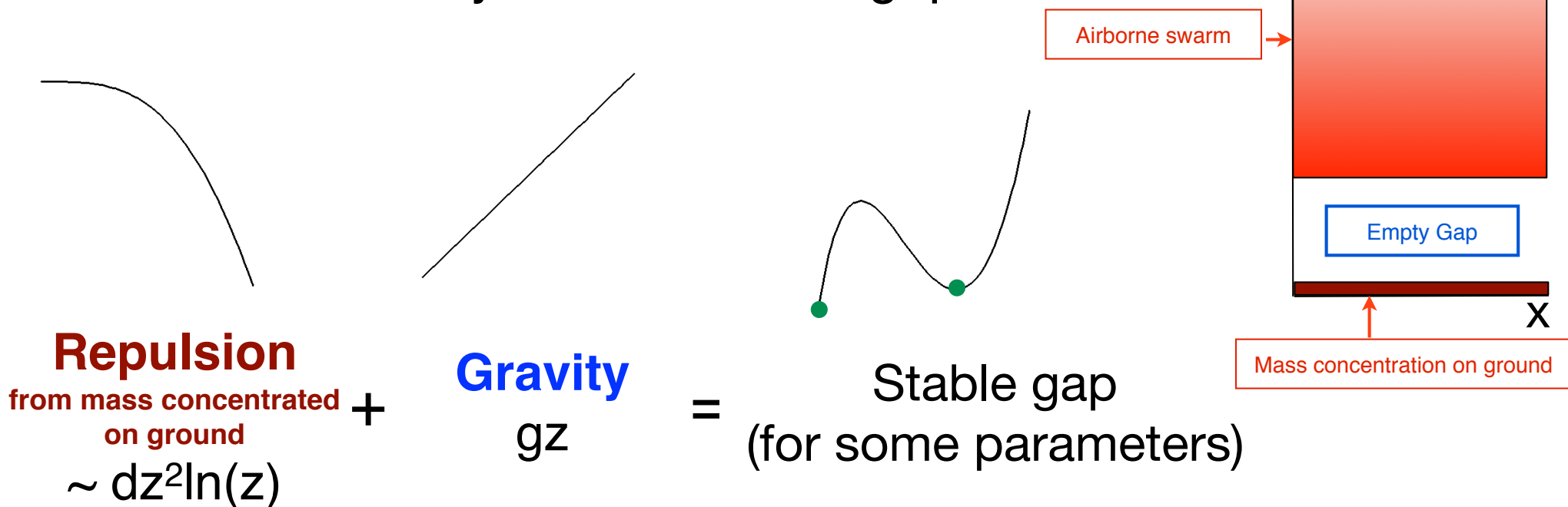
Suppose that we look at a quasi-2D mass distribution

$$\rho(x, z, t) \equiv \rho(z, t)$$

This has an associated potential, $Q_{2D}(z)$:

$$Q_{2D}(z) = \int_{x=-\infty}^{\infty} Q(\sqrt{x^2 + z^2}) dx = \int_{x=-\infty}^{\infty} e^{-\sqrt{x^2 + z^2}} dx$$

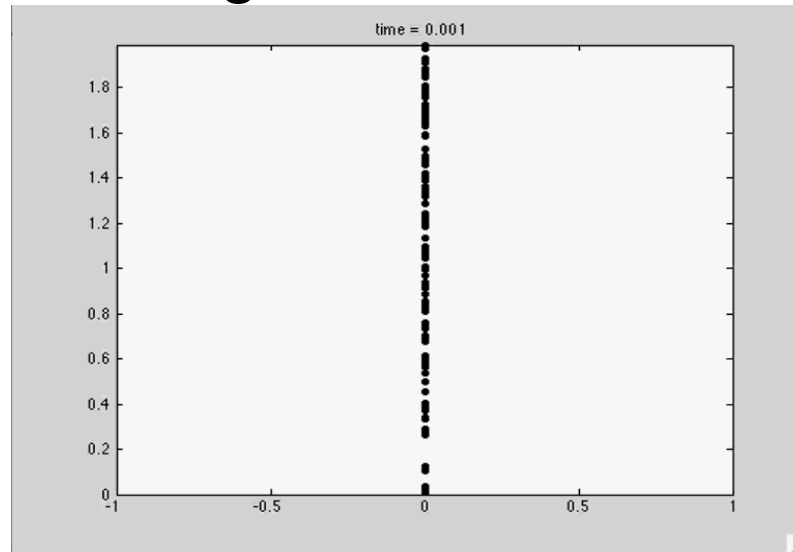
This allows steady swarms with a gap at zero:



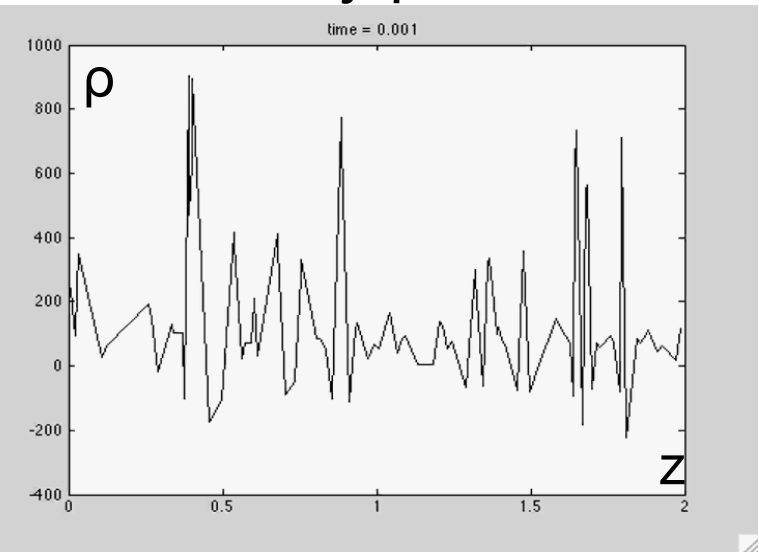
The quasi 2D potential yields dynamically stable bubbles.

1D

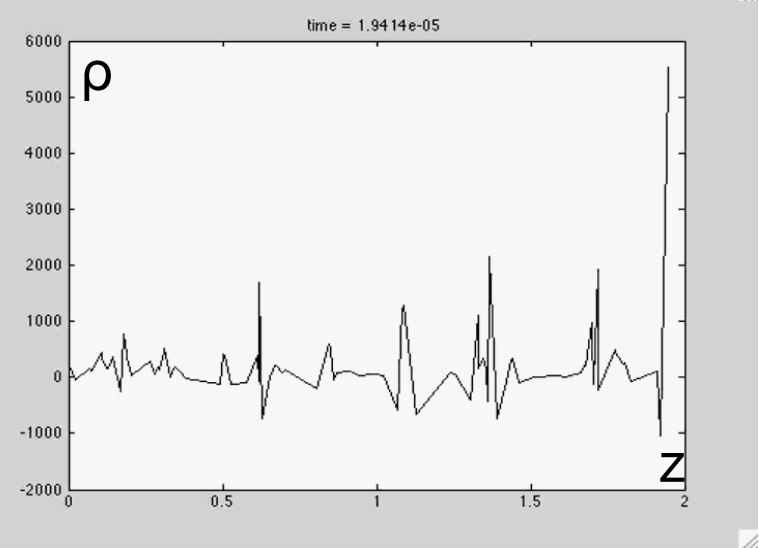
Organism column



Density profile



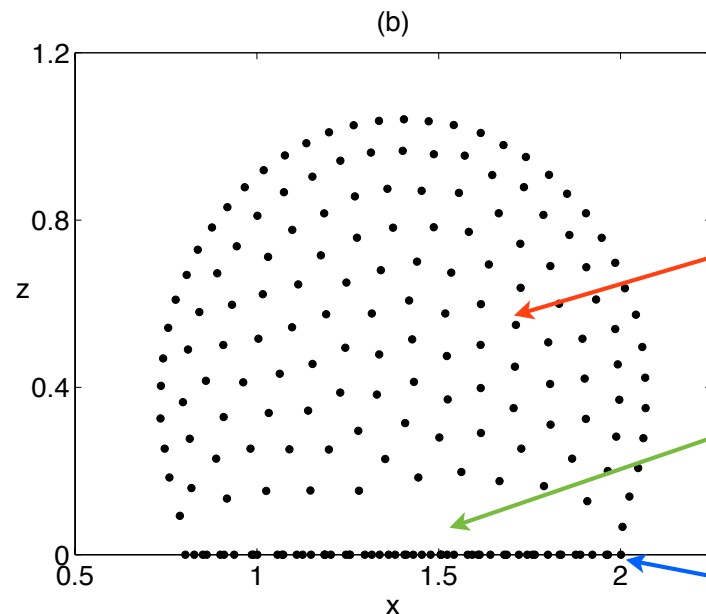
Quasi
2D



Quasi 2D Locust Swarms

- Quasi 2D Laplace Repulsion Potential.
- Gravity & Ground:
 - Linear potential on a half space.
- Mass concentration on ground
- Gap above ground.
- Continuous family of solutions
- Solution is only a local “swarm” minimizer.

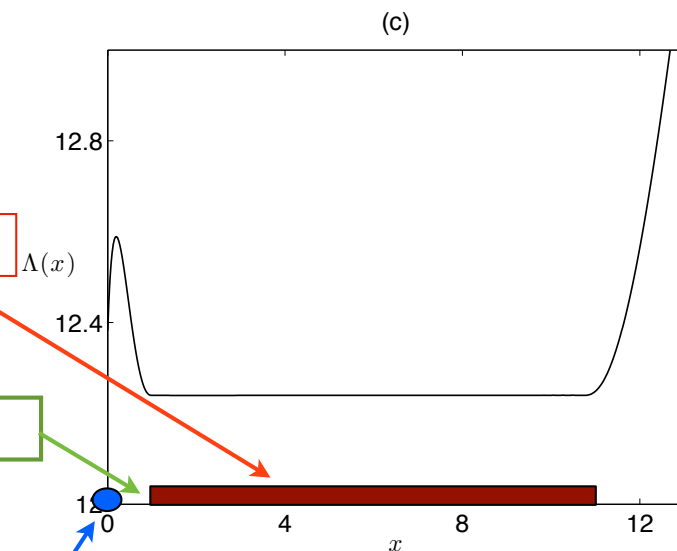
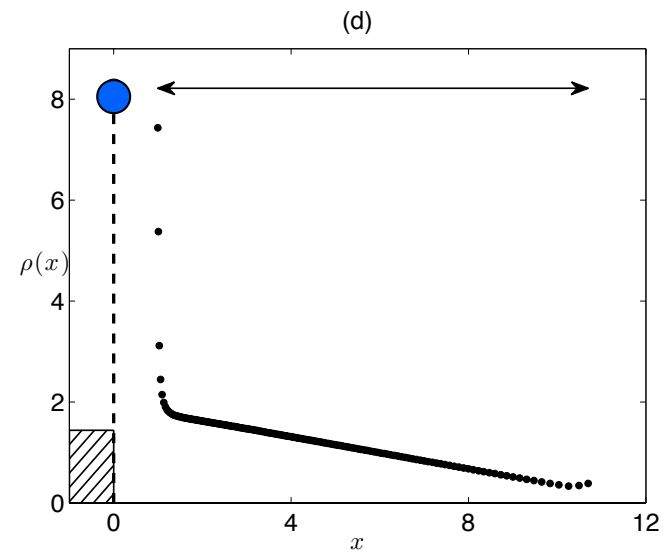
Quasi-2D Numerics



Airborne swarm

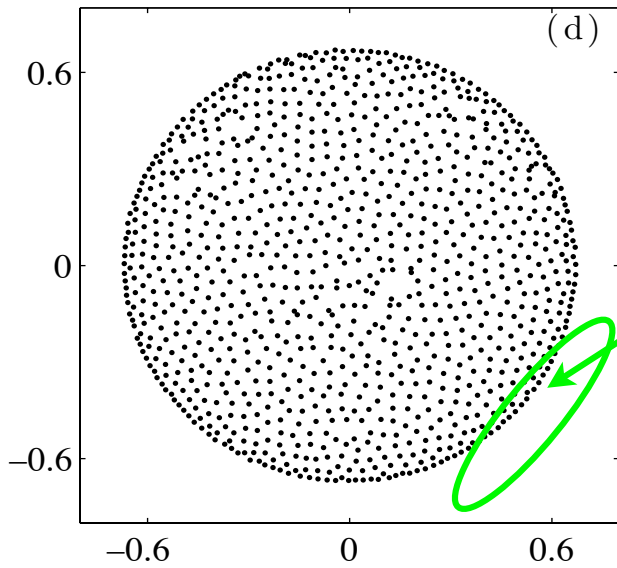
Empty Gap

Mass concentration on ground



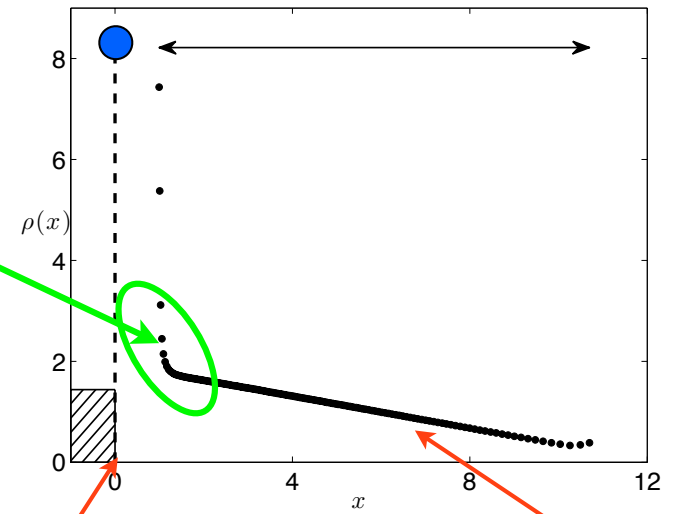
2D Morse Equilibria

2D Catastrophic Swarm

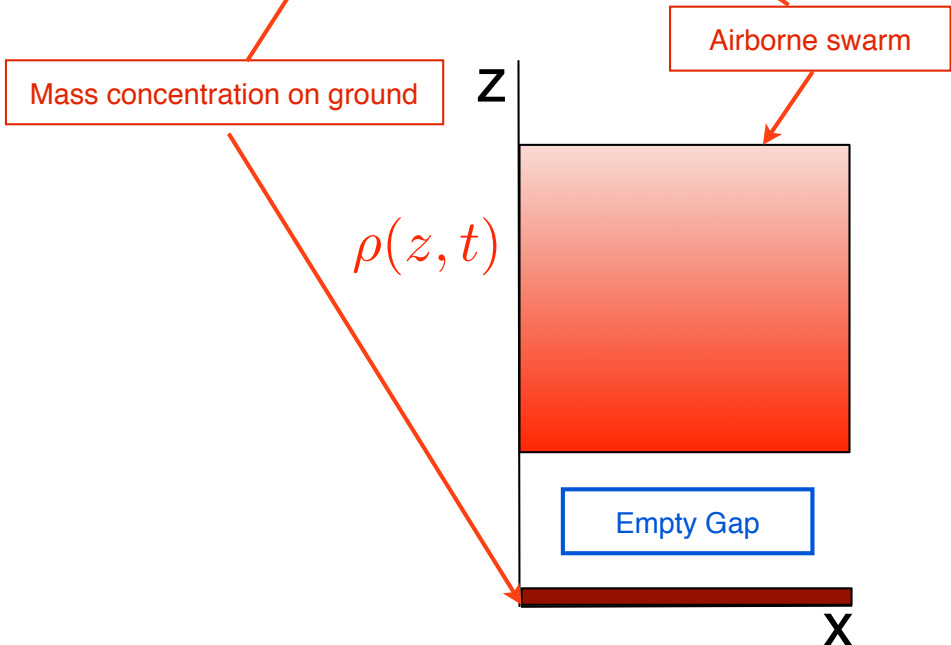


Why are there mass concentrations at the edges?

2D Morse Ribbons



$$Q(x) = e^{-|x|} - GL e^{-|x|/L}$$



Louis Ryan
HMC 2012

2D Morse - Ribbon

Morse Potential

$$Q(x) = e^{-|x|} - GL e^{-|x|/L}$$

Quasi-2D Morse Potential

$$Q_{2D}(z) = \int_{x=-\infty}^{\infty} Q(\sqrt{x^2 + z^2}) dx$$

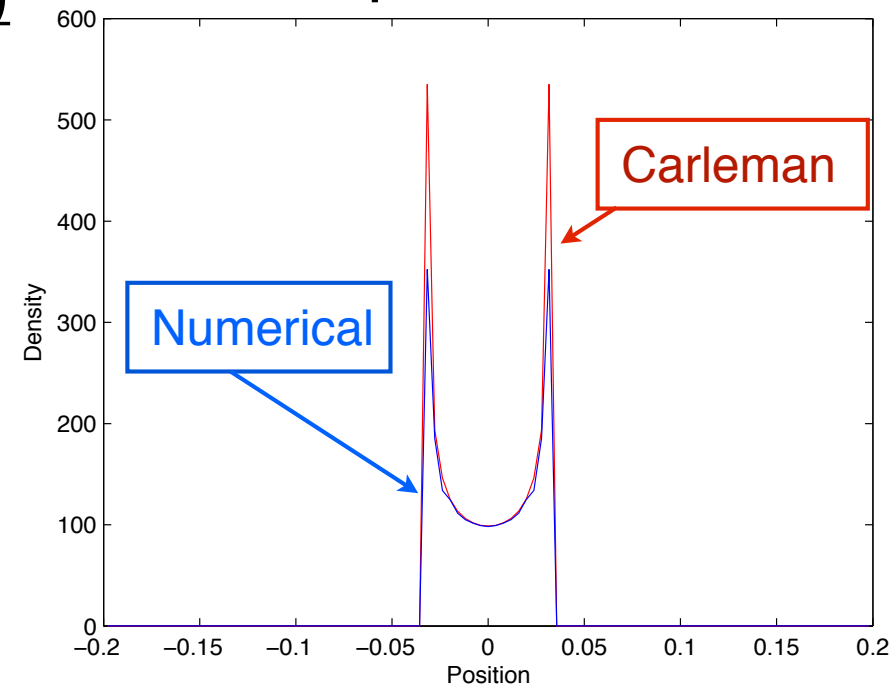
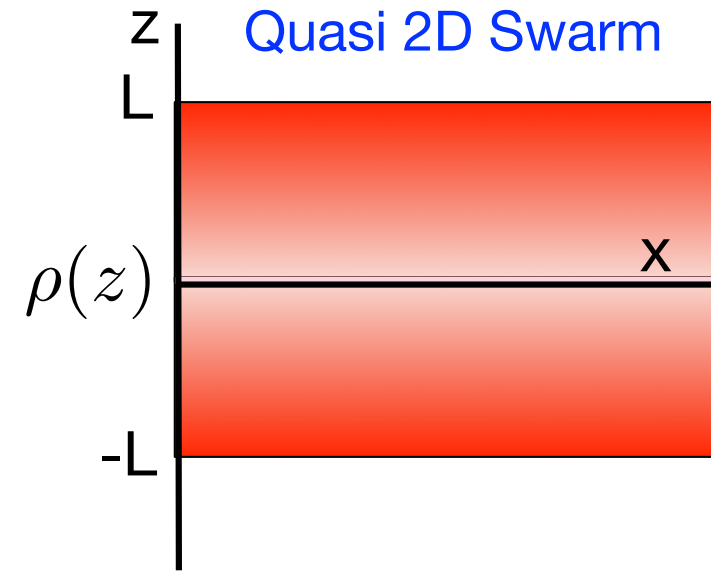
Quasi-2D Morse Potential ($|z| \ll 1$)

$$Q_{2D}(z) \sim |z|^2 \ln |z|$$

Integral Equation (Carleman)

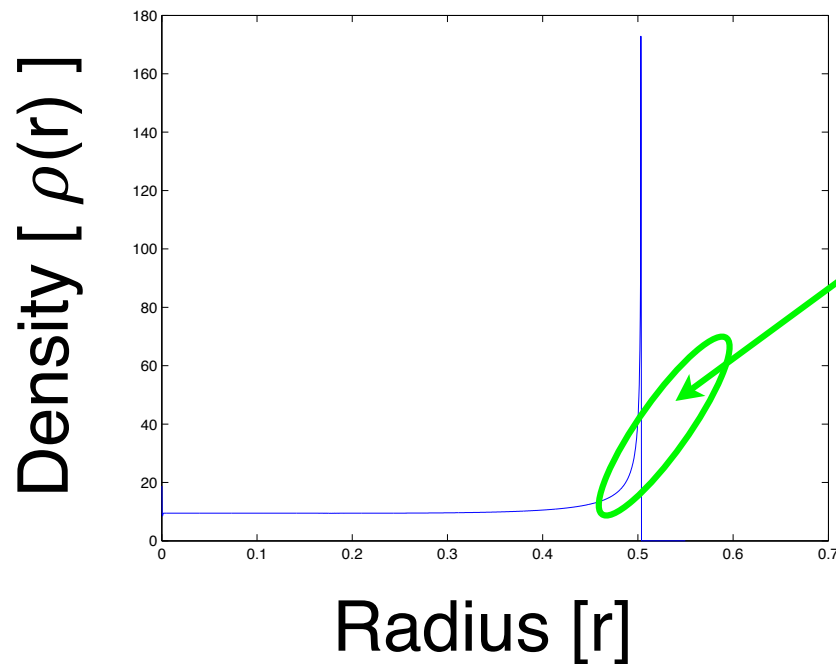
$$\int_{-L}^L |y|^2 \ln |y| \rho(z - y) dz = \lambda \quad |z| < L$$

$$\Rightarrow \rho(z) = \frac{C}{\sqrt{L^2 - z^2}} \quad |z| < L$$



2D Morse - Circular Swarm

2D Catastrophic Swarm
(Continuum Model)

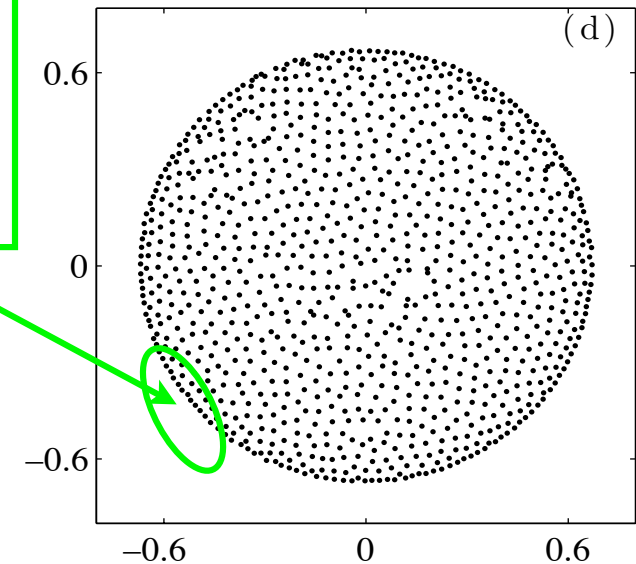


Found as an Energy
Minimizer

Singular mass
concentration
at the edges

$$\rho(r) \sim \frac{C}{\sqrt{R-r}}$$

2D Catastrophic Swarm
(Particle Simulation)



$$Q(x) = e^{-|x|} - GL e^{-|x|/L}$$

Dimensionality of local minimizers of the interaction energy

D Balagué, JA Carrillo, T Laurent, G Raoul

Archive for Rational Mechanics and Analysis (2013)

Conclusions

- Energy methods allow us to analyze equilibria and their stability.
- Equilibria satisfy a Fredholm Integral Equation. This yields some analytical solutions.
- Equilibria often contain concentrations on boundaries.
- For locust model, quasi-2D repulsive potential and gravity yield a ground concentration together with a gap.
- 2D Morse yields inverse square-root mass singularities on boundaries.
- Inverse square-root singularities appear generic in 2D for “pointy” repulsive potentials.

